

From www.northampton.edu, hover over “Quick Links” and click on “Logins”



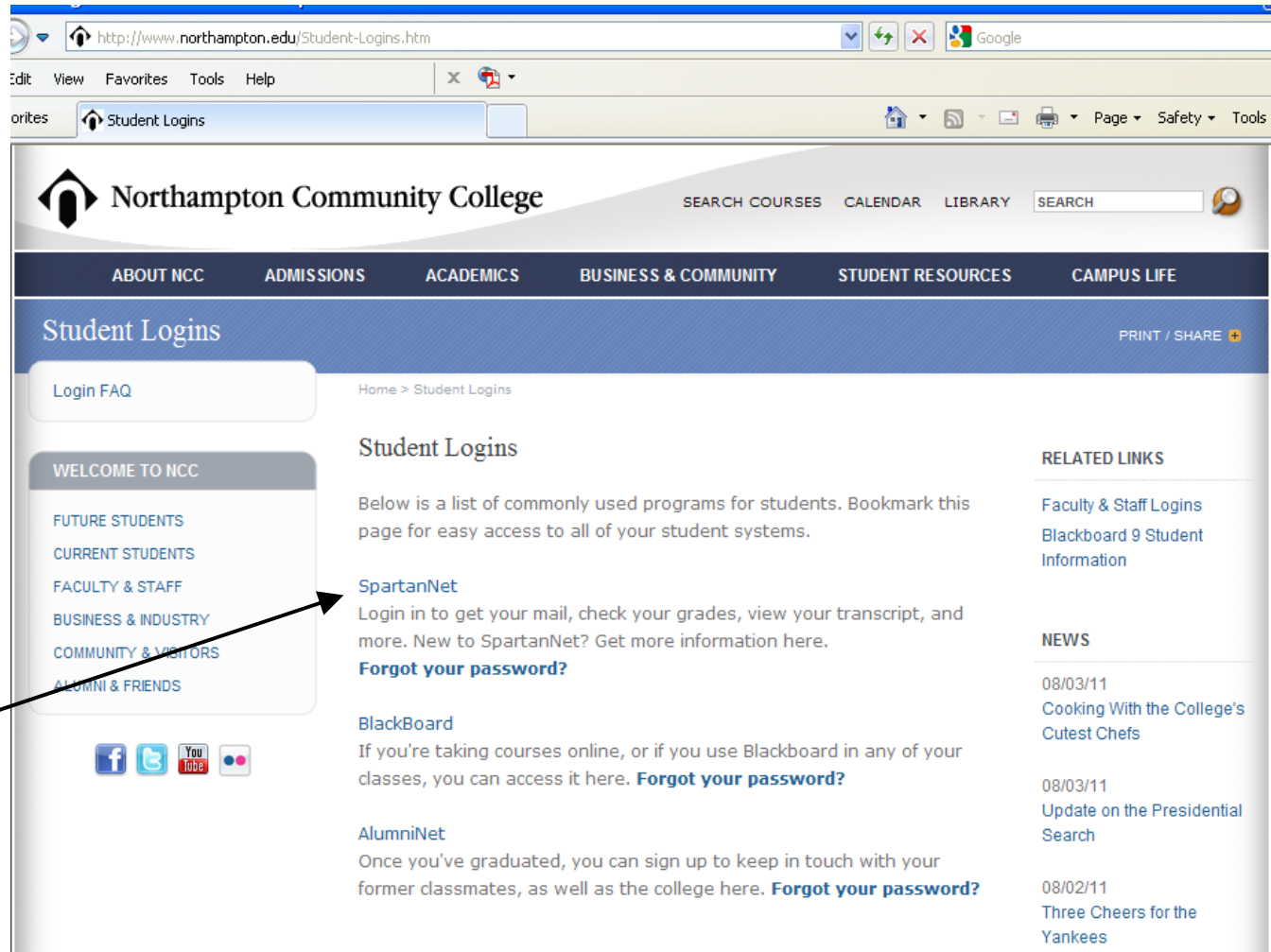
The screenshot shows a web browser displaying the Northampton Community College website. The browser's address bar shows the URL <http://www.northampton.edu/>. The website header includes the college logo, the name "Northampton Community College", and navigation links for "SEARCH COURSES", "CALENDAR", and "LIBRARY". A search bar is also present. Below the header is a dark blue navigation bar with the following menu items: "ABOUT NCC", "ADMISSIONS", "ACADEMICS", "BUSINESS & COMMUNITY", "STUDENT RESOURCES", and "CAMPUS LIFE".

The main content area features a large image of a student, Delajuwon Perry, in an Architecture program. To the left of this image is a vertical list of links: "WELCOME TO NCC", "FUTURE STUDENTS", "CURRENT STUDENTS", "FACULTY & STAFF", "BUSINESS & INDUSTRY", "COMMUNITY & VISITORS", and "ALUMNI & FRIENDS".

On the right side of the main content area, a "Quick Links" dropdown menu is open, listing the following options: "Logins", "Search Courses", "NCC Alerts", "Jobs @NCC", "Make a Gift", "College Catalog", "Presidential Search", and "Ask NCC". An arrow points to the "Logins" option.

At the bottom of the page, there are three sections: "CAMPUS INFORMATION" with a photo of a building, "NEWS & EVENTS" with a photo of a group of people, and "RIDE SHARE" with a logo for "RIDE SHARE" and the college name below it.

Click on the **SpartanNet** link



The screenshot shows a web browser window displaying the Northampton Community College website. The address bar shows the URL <http://www.northampton.edu/Student-Logins.htm>. The page features a navigation menu with links for ABOUT NCC, ADMISSIONS, ACADEMICS, BUSINESS & COMMUNITY, STUDENT RESOURCES, and CAMPUS LIFE. The main content area is titled "Student Logins" and includes a "Login FAQ" link, a "WELCOME TO NCC" sidebar with various user categories, and a list of login options: SpartanNet, BlackBoard, and AlumniNet. Each option includes a brief description and a "Forgot your password?" link. A "RELATED LINKS" section on the right contains links for Faculty & Staff Logins, Blackboard 9 Student Information, and a "NEWS" section with recent articles.

Northampton Community College

SEARCH COURSES CALENDAR LIBRARY SEARCH

ABOUT NCC ADMISSIONS ACADEMICS BUSINESS & COMMUNITY STUDENT RESOURCES CAMPUS LIFE

Student Logins

PRINT / SHARE

Home > Student Logins

Student Logins

Below is a list of commonly used programs for students. Bookmark this page for easy access to all of your student systems.

SpartanNet
Login in to get your mail, check your grades, view your transcript, and more. New to SpartanNet? Get more information here.
[Forgot your password?](#)

BlackBoard
If you're taking courses online, or if you use Blackboard in any of your classes, you can access it here. **[Forgot your password?](#)**

AlumniNet
Once you've graduated, you can sign up to keep in touch with your former classmates, as well as the college here. **[Forgot your password?](#)**

RELATED LINKS

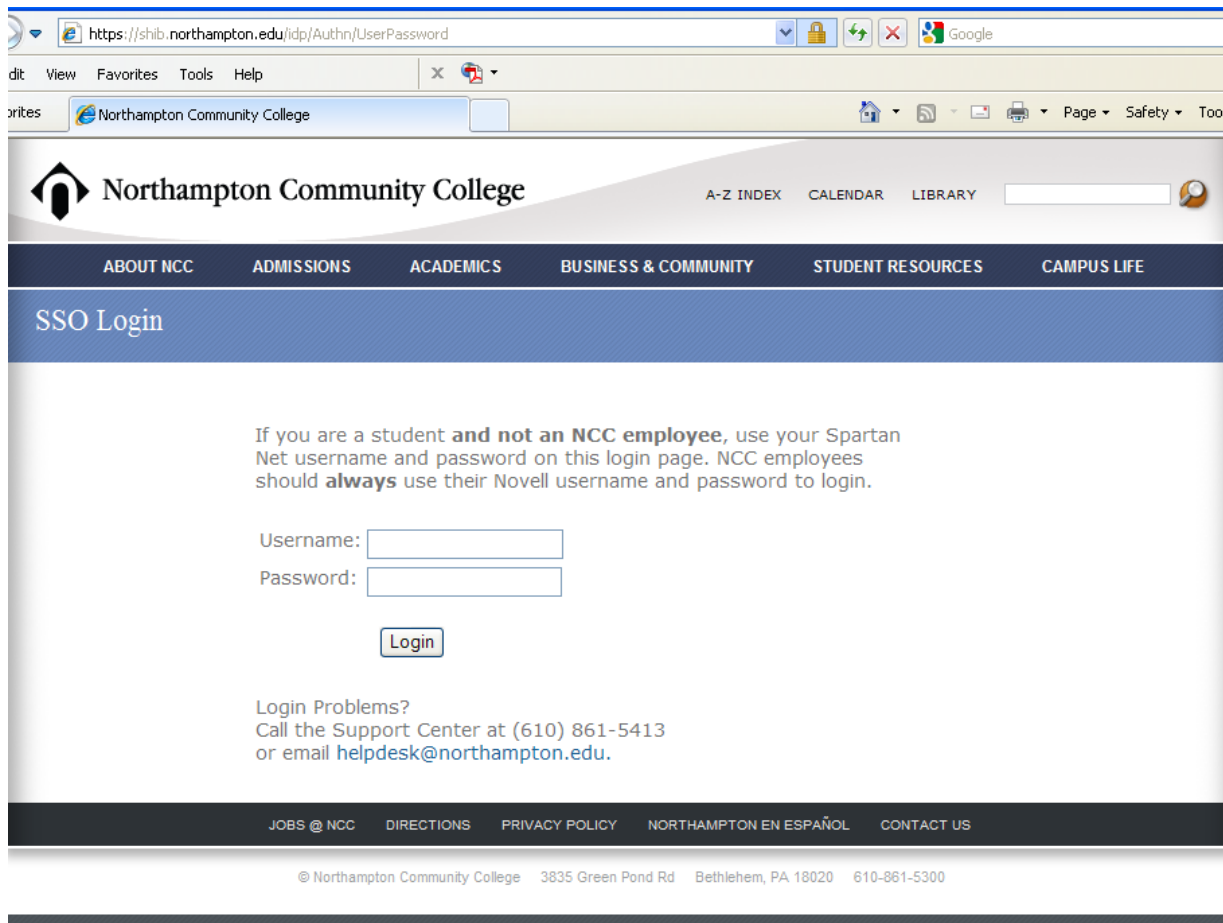
- [Faculty & Staff Logins](#)
- [Blackboard 9 Student Information](#)

NEWS

- 08/03/11 [Cooking With the College's Cutest Chefs](#)
- 08/03/11 [Update on the Presidential Search](#)
- 08/02/11 [Three Cheers for the Yankees](#)

Enter User name (student ID#) and password; click “OK”

Notes: passwords are case-sensitive; details about retrieving lost passwords follow on a later slide



The screenshot shows a web browser window with the URL <https://shib.northampton.edu/idp/Authn/UserPassword>. The page header includes the Northampton Community College logo and navigation links: A-Z INDEX, CALENDAR, LIBRARY, and a search box. A dark blue navigation bar contains links for ABOUT NCC, ADMISSIONS, ACADEMICS, BUSINESS & COMMUNITY, STUDENT RESOURCES, and CAMPUS LIFE. Below this is a blue banner with the text "SSO Login".

The main content area contains the following text:

If you are a student **and not an NCC employee**, use your Spartan Net username and password on this login page. NCC employees should **always** use their Novell username and password to login.

Username:

Password:

Below the login fields, there is a section for "Login Problems?" with contact information: "Call the Support Center at (610) 861-5413 or email helpdesk@northampton.edu."

The footer contains a dark blue bar with links: JOBS @ NCC, DIRECTIONS, PRIVACY POLICY, NORTHAMPTON EN ESPAÑOL, and CONTACT US. Below this is a white bar with the copyright notice: © Northampton Community College 3835 Green Pond Rd Bethlehem, PA 18020 610-861-5300.

Welcome to SpartanNet!

Sample view of main screen/menu

https://carsweb.northampton.edu/cgi-bin/student/frame.cgi - Microsoft Internet Explorer provided by Northampton Community College

File Edit View Favorites Tools Help

Back Forward Stop Home Search Favorites Refresh Print

Address https://carsweb.northampton.edu/cgi-bin/student/frame.cgi Go Links

Northampton Community College

- Biographical
- Grades
- Academic Record
- Course Catalog
- Financial Aid
- Tuition Bill/Schedule
- Registration
- Buy Books
- Change Password
- GPA Projection
- Student Email
- Degree Audit

Northampton Community College

Student Information


Student, Jamie

Welcome to the Student Web Information System (Spartan Net)

- Security** - Close the browser when you are finished using the site to keep your records secure from others who use this computer later.
- Registration** - You are responsible for the course you register for, meeting all prerequisites and requirements. Schedule changes processed online must be completed before the first day of the semester.
 - By registering online, you accept full academic and financial responsibility for each course, and understand all college policies and procedures.
 - Scroll down on this screen to enter the Session and Year you wish to access. If you wish to be able to recover your Spartan Net and student email passwords online you should also set a valid email address in your Options.
- Legal signature** - Use of your ID and password is the same as your legal signature. All transactions on Spartan Net are official records recognized by the college. Continuation with the registration process indicates your acceptance of the registration information above.

IMPORTANT

- Tuition Bill/Schedule** - After you register, please print out your bill to view all charges. You can also pay by credit card from this screen.



Your email address is currently set to your student email account. This is fine, but you may be unable to retrieve lost passwords if your student email account is not forwarded to a personal email account.

Current Option Settings

Program	Session	Year
CRED	S1	2007

jstudent1@student.northampton.edu

Set Options

Check Current Option Settings

- Course Catalog, Registration, Tuition Bill/Schedule, Grades, Financial Aid and GPA Projection are semester (session)-specific
- Determine which semester (session) information you need, and check “Current Option Settings”

Current Option Settings		
Program	Session	Year
CRED	S1	2007

jstudent1@student.northampton.edu

[Set Options](#)

- Click on “Set Options” to change the semester (session) and year, if needed, or to add/update your email address which is used to retrieve lost passwords

Set Options

- Highlight desired semester (session), type in year
- Enter/change email address
- Click on “Submit Options” when finished

Set Options

Pick the program, session and year.

Program	Session	Year
Credit Programs	Fall Summer 1 Session Spring Summer 2 Session	2007

Email Address

jstudent1@student.northampton.edu

Note: Unless your student email is forwarded to another account, the email address set in your options should be different from your @student.northampton.edu as it will be used to recover lost passwords.

Retrieving Lost Passwords

- Passwords can be reissued in the following ways:
 - Sent via US Mail upon receipt of a written request. You may request a new password in writing by sending (via mail or fax) a request including your name, Student ID or social security number, mailing address, and signature.
 - Issued in person at the Records Office - Main Campus or Enrollment Office - Monroe Campus. Valid photo identification is required.
- Passwords are not issued through telephone or email requests.