

Northampton Community College

Chemical Hygiene Plan

William Magilton, III
&
Danielle N. Ringhoff
Chemical Hygiene Officers

September 05, 2023

NORTHAMPTON COMMUNITY COLLEGE CHEMICAL HYGIENE PLAN 2017 REVISIONS	III
CHEMICAL HYGIENE PLAN ANNUAL REVIEW	IV
ASSIGNMENT: NORTHAMPTON COMMUNITY COLLEGE	V
CHAPTER 1: INTRODUCTION	1
CHAPTER 2: RESPONSIBILITIES	5
CHAPTER 3: STANDARD OPERATING PROCEDURES	9
CHAPTER 4: CONTROLLING CHEMICAL EXPOSURES	17
CHAPTER 5: LABORATORY CHEMICAL HOODS AND OTHER ENGINEERING CONTROLS	21
CHAPTER 6: EMPLOYEE INFORMATION AND TRAINING.....	25
CHAPTER 7: PRIOR APPROVAL	27
CHAPTER 8: MEDICAL CONSULTATION	28
CHAPTER 9: CHEMICAL HYGIENE OFFICER	29
CHAPTER 10: SPECIAL PROVISIONS FOR SELECT CARCINOGENS, REPRODUCTIVE TOXINS AND ACUTELY TOXIC CHEMICALS	29
CHAPTER 11: PLANNING FOR EMERGENCIES	32
APPENDIX I: OSHA LABORATORY STANDARD	35
APPENDIX II: LAB SPECIFIC SAFETY TRAINING CERTIFICATION	59
APPENDIX III: CHEMICAL INVENTORY FORM	62
APPENDIX IV: LABORATORY INSPECTION GUIDELINES AND FORM	83
APPENDIX V: GLOVE SELECTION GUIDANCE	89
APPENDIX VI: EXAMPLES OF INCOMPATIBLE CHEMICALS.....	95
APPENDIX VIIA: LABORATORY SIGNAGE - BETHLEHEM.....	97
APPENDIX VIIB: LABORATORY SIGNAGE - MONROE	98
APPENDIX VIII: ACCIDENT REPORTING PROCEDURES	99
APPENDIX IX: SUBSTANCES CONSIDERED CARCINOGENIC BY OSHA	100
APPENDIX X: HAZARD RATING INFORMATION FOR NFPA FIRE DIAMONDS	108
APPENDIX XI: LABORATORY SPECIFIC STANDARD OPERATING PROCEDURES	123
APPENDIX XII: EXPERIMENT SPECIFIC HAZARD ASESMENT FORM.....	1
APPENDIX XIII: USE OF CONTACT LENSES IN CHEMISTRY LABORATORY	3
APPENDIX XIVA: CHEMICAL WASTE PICK-UP	4
APPENDIX XV: SPILL REPORT.....	8
APPENDIX XVI: EXPOSURE INCIDENT REPORT	9
APPENDIX XVII: ACCIDENT REPORT	11
APPENDIX XVIII: STUDENT LABORATORY SAFETY CONTRACT	13

Northampton Community College Chemical Hygiene Plan 2023 Revisions

Attached is a revised version of Northampton Community College Chemical Hygiene Plan. The revision is necessary for compliance with the Occupational Safety and Health Administration (OSHA) Laboratory Standard that requires an annual review. Please remove last year's version but keep all lab specific information that still applies and record the date your plan was reviewed.

Instructions

- **Please read the entire plan.** This information is provided to help you be in compliance with Federal and State laws regarding work in laboratories. The OSHA Lab Standard has not changed but some information has been updated.
- **Add lab specific information.** This is an outline plan that has to be made lab specific for the plan to meet OSHA laws. The following items should be completed or inserted into your plan:
 - Plan identification form (6)
 - Standard operating procedures (Chapter 3)
 - PPE assessment (can be included in SOPs, Chapter 3)
 - Training records (Appendix III)
 - Chemical Hygiene Plan/Lab Safety general awareness training
 - Lab specific training
 - Chemical Inventory (Appendix III)
 - Laboratory signage (Appendix VIII)

Resources

- A checklist is on the next page to assist in assuring compliance.

Chemical Hygiene Plan Annual Review

Background

OSHA's lab standard 29 CFR 1910.1450 requires labs conducting research with hazardous chemicals on a laboratory scale to have written, specific and current chemical hygiene plans. All labs should have a copy of the CHP and have filled it out to make it specific for that lab. An annual review is also required to keep the plan current.

- Binder with Chemical Hygiene Plan inserted
- Plan Identification Page (page 6) is filled out and current to within one year
- Standard Operating Procedures for work involving hazardous chemicals
- Personal protective equipment for all tasks has been assigned for work involving hazardous chemicals
- Chapter 10, Special provisions for select carcinogens, reproductive toxins and acutely toxic chemicals, has been reviewed and procedures completed as applicable
- CHP/Lab Safety Training Program certificates for all workers
- Lab specific training records, Appendix III
- Current chemical inventory
- Laboratory signage, Appendix VII, filled out and on the lab entry door

Assignment: Northampton Community College

CHEMICAL HYGIENE PLAN

For the Bethlehem Campus:

William Magilton, III
Chemical Hygiene Officer

Chemistry
Department

Penn Hall 126B
Room and Building

610-861-5558
Campus Phone

267-905-8458
After-hours Emergencies Phone

Location of laboratories (specify all rooms in which hazardous materials are stored).

Penn Hall 222,223,224,225,227,231

For the Monroe Campus:

Danielle N. Ringhoff
Chemical Hygiene Officer

Chemistry
Department

Kapp Hall 120I
Room and Building

570-369-1848
Campus Phone

267-939-1400
After-hours Emergencies Phone

Location of laboratories (specify all rooms in which hazardous materials are stored).

Kapp Hall 222, 223, 224, & 225

Authorized Personnel

Laboratory personnel: List all full time and permanent part time employees that use hazardous materials under your jurisdiction. The Laboratory Supervisor is the Dean of Health, Sciences, and Education, Dr. Judy Rex.

Bethlehem Campus:

Name	Role
William Magilton, III	Chemical Hygiene Officer 610-861-5558
April Todd	Laboratory Technician 610-295-9571
David Gelormo	Associate Professor of Chemistry

Monroe Campus:

Name	Role
Danielle N. Ringhoff	Chemical Hygiene Officer 570-369-1848
Kandiss Schrader	Laboratory Technician 570-369-1868
Rachel Thatcher	Laboratory Technician 610-428-8115
Kristy Simms	Laboratory Technician 305-498-1940

Additional Personnel if Assigned:

Name	Role & Campus
_____	_____
_____	_____

WJM

Signature of Chemical Hygiene Officer - Bethlehem



Signature of Chemical Hygiene Officer - Monroe

9/7/23

Date

07-Sep-2023

Date

Revised: 05-Sep-2023

Annual Revision Date

Annual Revision Date

Annual Revision Date

Annual Revision Date

NOTE: Maintain the original copy of this form in Laboratory Chemical Hygiene Plan binder.

Chapter 1: Introduction

Purpose

The purpose of this Chemical Hygiene Plan is to define work practices and procedures to help ensure that Laboratory Workers at Northampton Community College are protected from health and safety hazards associated with the hazardous chemicals with which they work.

Background

The Chemical Hygiene Plan is part of the College's compliance with the regulations promulgated on January 31, 1990, by the U.S. Department of Labor Occupational Safety and Health Administration (OSHA). This standard entitled "Occupational Exposures to Hazardous Chemicals in Laboratories" is hereafter referred to as the Lab Standard. See Appendix I for information on obtaining or viewing a copy of the Lab Standard.

Overview

The Chemical Hygiene Plan must include:

- Standard Operating Procedures
- Criteria to determine and implement specific control measures, such as engineering controls and personal protective equipment
- An ongoing program be developed to ensure that Laboratory chemical hoods and other engineering controls are functioning properly
- Information and training requirements
- Circumstances under which a particular laboratory function will require "prior approval"
- Provisions for medical consultation and medical exams
- Designation of the Chemical Hygiene Officer for the Bethlehem and Monroe Campuses
- Additional precautions for work with select carcinogens, reproductive toxins, and extremely toxic substances
- This Chemical Hygiene Plan (referred to as the Plan throughout this document) will be reviewed annually by the Chemical Hygiene Officer and/or the Workplace Safety Committee.
<https://www.northampton.edu/workplace-safety.htm>

- All Laboratory Workers prior to the commencement of lab duties must read this Chemical Hygiene Plan. In addition to the Plan, the Laboratory Workers must be familiar with and adhere to prudent laboratory safety guidelines developed by their Chemical Hygiene Officers and Laboratory Technicians, NCC requirements, and other relevant regulatory requirements (e.g. Radiation Safety).
- A written record stating that each Laboratory Worker has reviewed the Chemical Hygiene Plan and related health and safety policies and guides must be kept by the CHO. (See Appendix II for an example of a training record form.)
- Copies to all faculty, adjuncts, and lab assistants with a signature that they have received and read the contents of the CHP.

Definitions

Hazardous Chemical-OSHA has defined a hazardous chemical in the *Hazard Communication Standards*, 29 CFR 1910.1200 if it meets any one of the following three conditions:

- It is cancer-causing, toxic, corrosive, an irritant, a strong sensitizer, flammable or reactive, and thus poses a threat to the user's health and the environment
- It is specifically listed under the *Occupational Safety and Health Act*, 29 CFR 1910, Subpart Z
- It has an assigned threshold limit value (TLV) by the American Conference of Governmental Hygienists (ACGIH)

Laboratory- OSHA defines a laboratory as "a workplace where relatively small quantities of hazardous chemicals are used on a non-production basis". Finally, Lab workers-the Laboratory Workers referred to in the Lab Standard are employees. OSHA defines an employee as "an individual employed in a laboratory workplace who may be exposed to hazardous chemicals in the course of his or her assignments." An example of a Laboratory Worker would be a University teaching assistant, laboratory technician, research assistant, or faculty member instructing an academic lab. OSHA would not consider students in an academic laboratory employees. However, as a matter of college policy, the principles outlined in this Chemical Hygiene Plan will apply to students in our laboratories. Also included, will be visiting professors and volunteers that might be working in the lab. Thus, the Laboratory Supervisor must ensure that these groups that are in their laboratories are adequately instructed in relation to safe laboratory procedures.

Assistance

If there is any question about where the Lab Standard applies and whom it covers, the Dean of the School of Science, Allied Health, and Education; and/or the Director or Assistant Director of the Workplace Safety Committee, and/or the

Current Version 05-Sep-2023

Laboratory Safety Committee (a subcommittee of the Workplace Safety Committee) upon request, will make this determination.

<https://www.northampton.edu/workplace-safety.htm>

Chapter 2: Responsibilities

Background

Northampton Community College is committed to providing a safe and healthful environment for all persons associated with the institution. The college intends to be a role model for the state in its environmental stewardship, health protection, and safety standards and its compliance with all laws and regulations relating to the environment, health, and safety. Management, faculty, staff, and students are asked to support these goals in all college activities and the College administration will provide the necessary resources to achieve these goals.

A vast array of educational activities utilizing hazardous materials is conducted at the college that requires cooperation of all parties involved to ensure that such activities are conducted safely with regard to workers, students, the community, and the environment. The following outlines specific responsibilities associated with laboratory safety and this Chemical Hygiene Plan.

Faculty and/or Staff in charge of running student laboratories and/or training of laboratory technicians have the following responsibilities for implementing the Chemical Hygiene Plan:

- Inform and train employees concerning chemical safety as required by this Plan. Retain training records and all documentation.
- Implement and enforce rules and standards of this plan concerning health and safety for laboratories under the laboratory supervisor's jurisdiction and restrict access to the laboratory (see Authorized Access in Chapter 3 "Standard Operating Procedures")
- Serve as the "Chemical Hygiene Officer" for assigned laboratory courses.
- Ensure compliance of Laboratory Workers with this Plan
- Ensure the availability and enforce the proper use of appropriate personal protective equipment and relevant health and safety reference materials.
- Remain cognizant of chemicals stored and used in labs and their associated hazards.
- Develop an annual inventory of chemicals present in the laboratory not for immediate use (see Appendix III for sample inventory form)
- Conduct monthly internal inspections of labs for health and safety concerns and maintain an inspection log of inspection findings (see Appendix IV for a sample self-inspection form)

- Request assistance from the Director of the Workplace Safety Committee, as needed
- Request allocation of funds from superiors for health and safety improvements as needed, or budget into annual capital expenditures and research grant proposals

Laboratory Worker (i.e., Laboratory Technicians) responsibilities regarding implementation of the Chemical Hygiene Plan:

- Follow all health and safety standards and rules
- Report all hazardous conditions to the Laboratory Supervisor or designee (i.e., the designated Chemical Hygiene Officer for that campus)
- Wear or use prescribed protective equipment.
- Report any suspected job-related injuries or illnesses to the Laboratory Supervisor or designee (i.e., the designated Chemical Hygiene Officer for that campus) and seek treatment immediately.
- Refrain from the operation of any equipment or instrumentation without proper instruction and authorization
- Remain aware of the hazards of the chemicals in the lab and how to handle hazardous chemicals safely.
- Request information and training when unsure how to handle a hazardous chemical or procedure.

Deans and Heads of Academic and Administrative Units have the primary responsibility for the health and safety of their staff and students. Specific responsibilities regarding the implementation of the Chemical Hygiene Plan include:

- Collaborate with faculty and staff to adapt the Chemical Hygiene Plan to include lab-specific guidelines and to develop strategies to implement the Plan.
- Support the development of departmental-wide laboratory safety training programs, committees, and shared use facilities.
- Make budget arrangements for health and safety improvements. It is the responsibility of these respective individuals to request the necessary monies in the budget process.

The Chemical Hygiene Officer or trained designee responsibilities include the following:

- Provide technical assistance to laboratory workers concerning appropriate storage, handling, and disposal of hazardous chemicals
- Provide general laboratory safety training.
- Conduct exposure assessments and laboratory inspections on a routine basis.
- Provide technical assistance concerning personal protective equipment and laboratory safety equipment; and
- Remain current on rules and regulations concerning chemicals used on campus

Chapter 3: STANDARD OPERATING PROCEDURES

Purpose

The Lab Standard requires operating procedures relevant to safety and health considerations to be followed when laboratory work involves the use of hazardous chemicals. This Plan represents a minimum set of guidelines for college laboratories handling hazardous chemicals.

Background

The Lab Standard is intentionally vague about SOPs. Individual administrative units, laboratories or research groups are required to develop more detailed procedures as their situations warrant. These procedures must be written, added to the laboratory's Chemical Hygiene Plan, and made available to Laboratory Workers. To assist in the development of SOPs Appendix XI can be used. Acceptable lab safety references such as those listed in the OSHA Lab Standard may be adopted in whole or may be useful in developing additional procedures. In all situations, individual faculty or staff will be responsible for enforcing adequate safety and hygiene measures in laboratories they supervise. If necessary, additional assistance from the Chemical Hygiene Officer is available.

Hierarchy of Defense

To protect workers from exposure to hazardous chemicals there is a hierarchy of defense. Personal Protective Equipment is the last line of defense. It is imperative that all lab personnel know what PPE is appropriate for all operations in the lab, what work practices are to be followed and then understand how the engineering controls work.

The following standard operating procedures apply to all labs at the College:

Personal Protective Equipment

Attire At a minimum, all lab personnel should be wearing a lab coat and safety goggles or approved safety glasses when there is active work being done with hazardous chemical in the lab. Also, feet should be covered, i.e. no open toed shoes. It is recommended that long pants be worn to protect the legs in the event of a chemical accident. Loose clothing and long hair should be confined.

Gloves The person doing the work should be wearing appropriate gloves. Glove assessments should be done for all chemicals in the lab and if one glove will not work for all chemicals written information needs to be provided to all lab workers. All glove materials are not equally effective in protection from chemical hazards. Consult a chemical resistance chart such as the one found in Appendix V; consult a glove manufacturer for assistance in appropriate selection.

Eye Protection It is Northampton Community College's policy that personnel including students, staff, and visitors in laboratories wear appropriate goggles at

all times where chemicals are stored or handled. Use the assessment chart to help determine which is appropriate. The wearing of **contact lenses** in labs has been a controversial issue. It is preferred that glasses be worn rather than contact lenses, however, if a worker wishes to wear contact lenses they will be required to sign the waver located in Appendix XII. This form is to be retained by the Chemical Hygiene Officer.

Face Shields Full-face shields must be worn when conducting a procedure where splashing is a potential. Full-face shields with bottom caps to protect under the chin are preferred due to the tendency to raise the chin when a splash occurs.

Respiratory Protection The use of some substances may require respirators. See Chapter 4 for a discussion of "Controlling Chemical Exposures".

HAZARD ASSESSMENT AND PERSONAL PROTECTIVE EQUIPMENT REQUIREMENTS FOR GENERAL LABORATORY OPERATIONS

Hazard	Personal Protective Equipment Required		
	Eye	Face	Hand/Skin/ Body
Any laboratory use of chemicals	Safety goggles or glasses at all times		Lab coat, nitrile gloves
Use of corrosive chemicals, strong oxidizing agents, carcinogens, mutagens, etc.	Chemical splash goggles	Full face shield and goggles (for work with over 4 liters of corrosive liquids)	Resistant gloves (See Appendix V for chemical resistance of common glove materials) Impervious lab coat, coveralls, apron, protective suit (for work with over 5 gallons corrosive liquids)
Temperature extremes			Insulated gloves for handling ovens, furnaces, cryogenic bath, and other devices over 100° C or below -1° C
Sharp objects (broken glass, insertion of tubes or rods into stoppers)			Heavy cloth barrier or leather gloves. Use tongs when picking up broken glass.

Work Practice and Administrative Controls

Authorized Access The laboratory supervisor must restrict access to laboratories. Children (under age 17) are not allowed in laboratories except as authorized by the laboratory supervisor for an officially sanctioned activity (e.g. class or open house). Pets are also prohibited from laboratories unless they are living assistance animals i.e., seeing eye dogs.

Containers Check the integrity of containers and if damaged or leaking, transfer to an acceptable container. For disposal, carefully package and contact the Chemical Hygiene Officer of that campus for disposal & waste determination. Observe chemical compatibility; for example, hydrofluoric acid must not be stored in glass and some oxidizers should not be stored in plastic containers. See Appendix VI for more examples.

Broken Glassware Broken glassware cannot be disposed of in the regular garbage. It should be placed in a box with a plastic liner so that no shards can present a hazard when disposing of the entire container. Do not overfill the container; try to keep it under 30 pounds.

Glass Tubing When inserting tubing into stoppers, lubricating tubing as well as wearing gloves or wrapping in a thick cloth will help to protect hands from being cut in the event of the tubing slipping and breaking.

No Smoking This policy exists throughout the College and applies in all laboratories.

Unattended Experiments Frequently, laboratory operations are carried out continuously or overnight. For experiments involving hazardous operations, it is essential to plan for interruptions in utility services such as electricity, water, and inert gas. Operations are to be safe and plans made to avoid hazards in case of failure. If necessary, arrangements for routine inspection of the operation are to be made and, in all cases, the laboratory lights should be left on and an appropriate sign posted on the door.

Door View Panel Lab view panel should not be covered.

Working Alone When working alone during evenings, it is required to have a second person present at all times.

Housekeeping Exits, aisles and safety equipment must NOT be obstructed in any way with equipment, furniture, etc. No items must be stored in the corridors.

Food, Drink, Cosmetics Eating, drinking and the application of cosmetics (including lip balm) is forbidden in areas where hazardous chemicals, biohazards

and radioactive materials are used. These activities must be in designated, well defined non-chemical areas that are separated from the lab area by physical barriers such as partitions or fuming cabinets. A line on the floor will not be considered adequate separation. Consumables must not be placed in the same refrigerator as chemicals, biohazards, or radioactive material.

Horseplay Practical jokes or other inappropriate and unprofessional behavior in the laboratory setting is forbidden. Avoid distracting or startling any other workers.

Equipment Use proper equipment that is in good condition. For example, never use chipped or cracked glassware. Use flammables with only approved equipment such as blenders. Flammables that require cooler temperatures for storage should be put in specific refrigerators. Refrigerators are referred to as flammable safe based on their design and contain no exposed ignition sources inside the cabinet, such as lights or switches that could ignite vapors. These are less expensive than the explosion-proof refrigerators and would be adequate in most lab applications. The other type of refrigerator is referred to as explosion-proof. This type may be required in rare circumstances for hazardous locations. Explosion-proof or spark-proof units have no interior or exterior ignition sources and are considerably more expensive.

Vacuum pumps and vacuum lines Vacuum lines leading from an experimental procedure shall always be equipped with traps to prevent contamination of vacuum equipment. Traps shall be evaluated for appropriateness and special safety precautions instituted if needed.

- **Particulates:** determine size range being generated and choose capable filtration
- **Aqueous non-volatile:** in most cases a filter flask at room temperature will prevent liquids from contamination vacuum source
- **Solvent or other volatile liquids:** use a cold trap that is large enough and cold enough to condense vapors plus a filter flask large enough to hold all possible liquids that could be aspirated. Avoid using liquid nitrogen if at all possible. Liquid nitrogen should only be used in sealed or evacuated equipment and with extreme caution. Liquid oxygen can form if proper procedures are not followed. For most applications, a slurry of dry ice and isopropanol or ethanol can be used.
- **Corrosive, highly reactive or toxic gases:** a sorbent canister or scrubber shall be used that can trap the contaminant.

Disposal of Waste It is important to segregate wastes. To request pick-up of hazardous waste, biohazardous waste, or chemicals, contact the appropriate waste disposal organization contracted for your NCC site. In Bethlehem, the chemical and hazardous waste disposal company is Elk Environmental. The Monroe Campus currently uses EWMI for chemical and hazardous waste

disposal. Disposal of all laboratory waste must follow the procedures specified in Appendix VIII.

Hazardous Materials Hazardous materials are not to be used on open laboratory benches.

Mouth Pipetting Mouth pipetting is forbidden.

Mercaptans To avoid false reporting of natural gas leaks, the Physical Plant department should be contacted when mercaptans are used in a laboratory in such a manner that persons outside of the laboratory could smell the mercaptan and suspect a natural gas leak in the building.

Perchloric Acid If perchloric acid is heated above ambient temperature it will give off vapors that can condense and form explosive perchlorates. Hence, when heating perchloric acid above ambient temperature, a specifically designed and dedicated perchloric acid Laboratory chemical hood with a wash down system or a local scrubbing or trapping system must be used.

Personal Hygiene Hands should be washed frequently throughout the day, before leaving the lab, after contact with any hazardous material, and before eating, drinking, smoking, and applying make-up or lip balm.

Personal Use of Chemicals Lab workers are not allowed to remove chemicals from the lab for personal use.

Chemical Spills and Accident Response As a matter of policy, College personnel should handle their own small spills and releases. A spill report, located in Appendix XIV is to be filled out, with one copy retained by the Chemical Hygiene Officer. For emergency situations i.e., large spills and leaks, evacuate and call the appropriate number for the campus. See Chapter 11, Planning for Emergencies for more information:
Bethlehem: 610-861-5588 (Safety & Security Emergency line) or 911 (Bethlehem Township Police) from a safe location.
Monroe: 570-369-1911 (Monroe Security) or 911 (Tannersville Police Coverage) from a safe location.

Chemical Storage Chemicals should be stored by compatibility, not simply by alphabetical arrangement. Oxidizers should be separated from organics, air/water reactive chemicals must be kept dry, and cyanides should be stored away from acids. (See Appendix VI for examples of incompatible chemicals).

Volatile toxic substances must be stored in volatile storage cabinets adequate to the purpose. When volatiles must be stored in a cooled atmosphere, an explosion-proof refrigerator or similar specially designed equipment must be used.

Chemical Handling The use of poly coated bottles or use of bottle carriers for transporting hazardous chemicals that are in regular glass containers is required. Close caps securely and avoid storing chemical containers above eye level. Pour chemicals carefully, and never add water to concentrated acid. Metal containers and non-conductive containers (e.g., glass or plastic) holding more than five gallons must be grounded when transferring flammable liquids.

Gas Cylinder Handling and Storage Use appropriate hand carts to move cylinders. Cylinders must be secured at all times. Extremely toxic gases (e.g. hydrogen sulfide, chlorine, and arsine) should not be moved through regular exit corridors, particularly during business hours. Always consider cylinders as full and handle them with corresponding care. Cylinders must be stored in well-ventilated areas with their protective caps screwed on and the cylinder secured (e.g., strapped or chained in an upright position) to reduce the chance of the cylinder being knocked over. Do not store cylinders near heat or high traffic areas. Do not store flammables and oxidizers together. Whenever possible do not store empty and full cylinders together. Clearly mark empty cylinders. Storage of large quantities of cylinders must be done in an approved gas cylinder storage area.

Labeling All chemical containers must be labeled. All labels must be legible, in English, and include chemical/product name (chemical formulas alone are not acceptable) and include information related to relevant hazards (See Appendix XI for Hazard Ratings). If the chemical/product is novel, it must be labeled with the initials of the synthesizing chemist, the notebook, and page number referencing the synthesis. Unknowns for teaching labs are to be stored in a locked cabinet, clearly labeled with the unknown number, and an unknown key stored in the cabinet, with a second unknown key on file with the Laboratory Supervisor. The cabinet door should be labeled with a Hazmat sticker describing the **most toxic, most flammable, and most reactive chemicals stored**. Labels on incoming containers must not be removed or defaced. Date all **peroxidizable** and other chemicals which may become unstable over time (e.g. picric acid, ethers); test and/or dispose of them when appropriate. Waste chemical containers must be clearly marked "Hazardous Waste" indicating specific name of waste chemical and date when full.

LABORATORY DOOR SIGNAGE Each laboratory door must be legibly marked with the following information:

1. Room number
2. Department
3. Chemical Hygiene Officer's name
4. Emergency contacts, including names, office location, and office and emergency telephone numbers
5. Special hazards/instructions (e.g. location of large quantities of flammables or the presence of a "local alarm" system)

See Appendix VII for standard laboratory signage.

Engineering Controls

Laboratory Chemical Hood and Other Engineering Controls See Chapter 5, "Laboratory chemical hoods and Other Engineering Controls."

Safety Shower/Eye Wash Station Safety showers and/or eye wash station are to be within seventy-five feet of labs where corrosive chemicals are used. The Laboratory Technicians, Chemical Hygiene Officer, or his/her designee is charged with testing the eyewashes monthly. Each safety shower is tagged with a log of inspection dates conducted by Laboratory Technicians on an annual basis.

If operations in the lab require safety procedures greater than what is outlined above please insert or reference the location of lab specific SOPs here. For the SOP template consult Appendix XI.

Chapter 4: CONTROLLING CHEMICAL EXPOSURES

The Lab Standard requires the employer to determine and implement control measures to reduce employee exposure to hazardous chemicals; and particular attention must be given to the selection of control measures for chemicals that are known to be extremely hazardous. There are three major routes of entry for a chemical to enter the body: inhalation, absorption, and ingestion. Three types of controls for prevention of these various routes of entry include engineering controls, personal protective equipment, and administrative controls. Each route of entry a chemical can take to enter the body can be controlled in a number of ways, as explained below. If a lab worker has been exposed to a hazardous chemical, the exposure incident report located in Appendix XV is to be filled out and copies filed with the Chemical Hygiene Officer. Incident reports can also be found in each laboratory and in Penn Hall 231 on the Bethlehem Campus, or Kapp Hall 224 on the Monroe Campus.

Inhalation Hazards

Inhalation of chemicals is the most common route of entry a chemical can take to enter the body. To avoid inhalation exposures, hazard reduction methods such as substituting a less volatile or a less toxic chemical or substituting a liquid or solid chemical for a gaseous one are the best means of control. If substitution is not practical, engineering controls such as ventilation should be used to lessen the chance of exposure. The use of well-functioning local exhaust ventilation such as Laboratory chemical hoods, biological safety cabinets, vented glove boxes, and other local exhaust systems is often required to minimize exposure to hazardous chemicals. Dilution ventilation may be used to reduce exposure to nonhazardous nuisance odors. For extremely toxic chemicals such as those classified as poison gases by State or Federal agencies (e.g., arsine, phosgene) the use of closed systems, vented gas cabinets, fail-safe scrubbing, detection, or other stricter controls may be required.

If both substitution and engineering controls are unavailable, the use of personal protective equipment may be required to reduce inhalation exposures. Respiratory protection from dust masks to self-contained breathing apparatus may be utilized to this end. If laboratory employees wear respirators, requirements of the OSHA Respirator Standard (1910.134) must be met and a written respirator program must be implemented. This Standard requires training on the proper use of respirators; medical surveillance to ensure the user is capable of wearing a respirator, and fit testing to ensure that the respirator fits properly. A lab worker or his/her supervisor should contact the Chemical Hygiene Officer in the event that respiratory protection is to be utilized to control exposures to hazardous chemicals.

In addition, the following principles should be utilized to reduce the risk of exposure to hazardous chemicals:

- Minimization of exposure time for individual employees
- Restricted access to an area where a hazardous chemical is used; and
- Proper signage on lab doors to indicate special hazards within

Skin/Eye Contact Hazards

To reduce the risk of a chemical entering the body via skin and eye contact, engineering controls include substitution and appropriate ventilation as described above in Inhalation Hazards. The more obvious means of preventing skin and eye contact is the wearing of personal protective equipment such as eye protection, face shields, gloves, appropriate shoes, lab aprons, lab coats, and other protective equipment as appropriate to the hazard. Since the chemical resistivity of the different types of protective equipment varies significantly, the lab supervisor or employee performing work should consult Appendix V or other references to ascertain that the protective equipment material is resistant to the chemical being protected against. Safety showers/eye wash equipment is required where corrosive chemicals are used. Such equipment should be prominently labeled and not obstructed.

Ingestion Hazards

Ingestion of chemicals is the least common route of entry into the body. However, a Laboratory Worker can easily ingest chemicals into the body via contaminated hands if they are not washed prior to eating, smoking, or sticking part of the hand or a writing tool that has been in contaminated hands into the mouth. Some controls for preventing this route of exposure include engineering controls like isolating the hazardous substance so minimal contact is required (e.g., use glove box). Also, administrative controls such as forbidding mouth pipetting, encouraging good personal hygiene and designating a well-marked nonchemical area where eating, drinking and the application of cosmetics is permitted. And finally, personal protective equipment such as the wearing of gloves can reduce this type of exposure.

Exposure Assessment

At the request of faculty, staff, or students, exposure evaluations may be conducted by Healthcare Professionals for any suspected overexposure to substances regulated by OSHA.

In the event of an exposure or incident, the following steps are to be taken:

1. The emergency line should be called – Bethlehem x-5588 and Monroe x-1911.

2. An incident/exposure report should be filled out by either the instructor or emergency personnel and sent to the Health Center on the Bethlehem Campus. A scanned copy may be emailed.
3. The Health Center will follow up with the involved person(s) and report the incident to the NCC Workplace Safety Committee.

Records of exposure evaluations will be kept in the Health Center and provided to the department and affected employees and any other appropriate authorities at the College. The following list of chemicals requires initial monitoring to determine exposures:

- Asbestos
- Vinyl chloride
- Inorganic arsenic
- Lead
- Cadmium
- Benzene
- Cotton dust
- 1,2-Dibromo-3-chloropropane
- Acrylonitrile
- Ethylene oxide
- Formaldehyde
- Methylenedianiline
- 1,3-butadiene
- Methylene chloride

Chapter 5: LABORATORY CHEMICAL HOODS AND OTHER ENGINEERING CONTROLS

Laboratory chemical hood Face Velocities

All Laboratory chemical hoods at Northampton Community College facilities should have face velocities between 80-150 feet per minute with the sash at a "working height" (approximately 12 inches). As a general rule, Laboratory chemical hoods should not be operated with the sash fully open and should have the sash closed when not being used. An Independent Contractor will conduct a Laboratory chemical hood inspection and certification program for all Laboratory chemical hoods at the college yearly. Laboratory chemical hoods with face velocities within the 80-150 feet per minute range may be used without restriction and will be marked with a Laboratory chemical hood sticker indicating certification.

Hoods Needing Repairs

Laboratory chemical hoods with face velocities below 80 feet per minute or above 150 linear feet per minute must be marked with a sign indicating that the hood may not be used for chemical manipulations. Additionally, Laboratory chemical hoods that do not have a properly working sash, i.e. the sash will not remain closed or will not maintain the working height set by a user, may not be used for chemical manipulations. A work order to repair these hoods is to be processed as soon as possible and the Director of Facilities informed. Once the hood has been repaired, it will need to be reevaluated.

Safe Work Practices for Laboratory chemical hoods

When using a Laboratory chemical hood, one must remember that the hood does not provide absolute containment or absolute protection from the materials in the hood. However, for most exposures, a properly designed hood in a properly designed room can provide adequate protection if certain work practices are followed. The work practices listed below are recommended by the American Conference of Governmental Industrial Hygienists in their text: "Industrial Ventilation: A Manual of Recommended Practices."

A chemical Laboratory chemical hood cannot provide complete safety against all events that may occur in the hood, especially for toxic airborne contaminants with an exposure limit in the low part per billion range. For ordinary exposures, however, a properly designed hood in a properly ventilated room can provide adequate protection. Nevertheless, certain work practices are necessary in order for the hood to perform efficiently. The following work practices are required; more stringent practices may be necessary in some circumstances.

1. All operations that may generate air contaminants at levels above the exposure limit must be conducted inside a hood.
2. Keep all apparatus at least 6 inches back from the face of the hood. A stripe on the bench surface is a good reminder.
3. Do not put your head in the hood when contaminants are being generated.
4. Do not use the hood as a waste disposal mechanism except for very small quantities of volatile materials.
5. Excessive storage of chemicals or any apparatus in the hood will impair the performance of the Laboratory chemical hood. Store flammable chemicals in an approved flammable storage safety cabinet. Store corrosive chemicals in a corrosive storage cabinet.
6. Be sure that the switch is in the "on" position whenever the hood is in use and test hood often for airflow (for example using a chemwipe).
7. Using hazardous solids (powders) in hood may not be appropriate.
8. Keep the slots in the hood baffle free of obstruction by apparatus or containers.
9. Minimize foot traffic past the face of the hood.
10. Keep laboratory doors and windows closed.
11. Do not remove hood sash or panels except when necessary for apparatus set-up. Replace sash or panels before operating.
12. Do not place electrical receptacles or other spark sources inside the hood when flammable liquids or gases are present. No permanent electrical receptacles are permitted in the hood.
13. Use an appropriate barricade if there is a chance of explosion or eruption.
14. If hood sash is supposed to be partially closed for operation, the hood should be so labeled, and the appropriate closure point clearly indicated.
15. Where perchloric acid is heated above ambient temperature, vapors may condense within the exhaust system to form explosive perchlorates. In such instances, specially designed Laboratory chemical hood exhaust systems must be utilized. These systems will have dedicated exhausts and a water washdown system and may be used for perchloric acid digestions only.

16. All Laboratory chemical hoods should have spill protection lips (at the front of hood and for cup sinks located in the hood).

Any questions or requests for assistance in evaluation of Laboratory chemical hoods may be directed to the Dean in charge of the Laboratory Space.

Chapter 6: EMPLOYEE INFORMATION AND TRAINING

Background

All individuals who work in laboratories who may be exposed to hazardous chemicals must be apprised of the hazards of chemicals present in their work area. THIS INFORMATION AND TRAINING AS OUTLINED BELOW MUST BE PROVIDED BEFORE INITIAL ASSIGNMENT AND BEFORE NEW EXPOSURE SITUATIONS. Equipment necessary for the safe handling of hazardous substances must also be provided. IT IS THE RESPONSIBILITY OF THE LABORATORY SUPERVISOR (Dean of the Laboratory Spaces) TO ENSURE THAT ALL LABORATORY WORKERS HAVE BEEN PROPERLY TRAINED.

Responsibilities

Training **specific** for the particular lab where an employee is assigned is the responsibility of that employee's supervisor. The supervisor must determine the frequency of refresher information and training. Also, special hazardous materials training is mandatory for anyone who will be generating hazardous waste.

Information

Laboratory Workers must be informed of the location and availability of the following:

- "Occupational Exposures to Hazardous Chemicals in Laboratories" (the OSHA Lab Standard - See Appendix I)
- This Chemical Hygiene Plan
- Reference materials on chemical safety (including safety data sheets)
- Permissible exposure limits for OSHA regulated substances, or if there is no applicable OSHA standard, the recommended exposure limits or threshold limit value may be provided.
- Signs and symptoms associated with exposure to the hazardous chemicals found in the lab.

Training

Laboratory Worker training must include:

- Detection methods that may be used to detect the presence or release of a hazardous chemical. Examples of detection methods include visual appearance, odor, detector papers, and an understanding of chemical monitoring devices.

- Physical and health hazards of the chemicals
- Hazardous waste training
- The work practices, personal protective equipment, and emergency procedures to be used to ensure that the employee may protect himself/herself from overexposure to hazardous chemicals
- Medical consultations and examinations

The manufacturer's safety data sheets (SDSs) will generally contain much of the above information needed to comply with the information and training requirements of the OSHA Lab Standard. Laboratory Supervisors and employees should understand the relevant SDSs and/or other comparable literature on the hazardous chemicals that are used or stored in their laboratory. The employee's supervisor must provide additional training for specific lab hazards.

Copies of SDSs may be obtained from the chemical supplier. Individual departments or laboratories are strongly encouraged to maintain their own files of reference materials. Copies of SDSs for the chemistry labs can be found in the following locations: Bethlehem Campus Penn Hall 231; Monroe Campus Kapp Hall 224. Course specific SDS's are kept in each of the appropriate laboratories.

Please include training certificates and fill out lab specific training records in Appendix II.

Students participating in a Laboratory course receive course-specific laboratory safety training by the course instructor on the first day the laboratory class meets. All students are required to sign a Student Safety Contract, acknowledging that the student has read and understands the rules and expectations for safety in the laboratory. These contracts are kept on file in the Laboratory Technicians' Office.

A copy of the Student Laboratory Safety Contract can be found in Appendix XVIII.

Chapter 7: PRIOR APPROVAL

The responsibility for approval of the acquisition and use of toxic chemical agents rests with the Laboratory Supervisor. Some materials including toxic compressed gases, radioactive materials, and certain recombinant DNA and biohazards require prior internal or external approval at various levels. All needed approval must be obtained before the experiments are performed. The necessary form is located in Appendix XVII.

Chapter 8: MEDICAL CONSULTATION

An opportunity for Laboratory Workers to receive medical consultation must be provided under the following circumstances:

- if an employee develops any symptoms thought to arise from chemical overexposure
- after an event such as a major spill, leak or explosion which may have resulted in an overexposure
- the laboratory specific or Institutional Chemical Hygiene Officer identifies an overexposure as the result of an evaluation

Employees or student workers receiving pay that require medical evaluation should follow the same procedure as reporting an accident. If an **employee** is injured and **DOES NOT SEEK MEDICAL ATTENTION** at this time, the procedures in Appendix VIII should be followed and an accident report located in Appendix XVI and in the laboratory technician's office (Bethlehem Penn Hall 231 or Monroe Kapp Hall 224), should be completed. If the injury is to an unpaid worker, a Property Damage/Public Injury Report should be completed. A copy of the above forms shall be retained by the Chemical Hygiene Officer and submitted to Safety & Security.

Note: Any medical examination required by this Plan must be provided without cost to the employee, without loss of pay and at a reasonable time and place. Records of any medical examination will be maintained at the medical facility providing service and/or with appropriate safety personnel at the College.

Chapter 9: CHEMICAL HYGIENE OFFICER

The Chemical Hygiene Officer is appointed by the Dean of the laboratory spaces, the Laboratory Supervisor. The designated Chemical Hygiene Officer has the primary responsibility for safety and health within her/his laboratories. The Chemical Hygiene Officer is also responsible for conducting an annual review of the Chemical Hygiene Plan(s) that apply to his/her laboratories.

In teaching laboratories, the instructor of record shall serve as the "Chemical Hygiene Officer" for that laboratory section. The designated Chemical Hygiene Officer has the primary responsibility for safety and health within her/his teaching laboratories. They are responsible for ensuring all individuals in the laboratory have received proper training via requiring all enrolled students and Teaching Assistants to take the appropriate safety quiz located in each student lab book . Students are required to read the Laboratory Safety Rules and sign the Safety Disclaimer distributed by their instructor. They will keep these records for the duration of the class and furnish to the laboratory technicians or his/her designee a copy to keep as well.

Chapter 10: SPECIAL PROVISIONS FOR SELECT CARCINOGENS, REPRODUCTIVE TOXINS AND ACUTELY TOXIC CHEMICALS

Provisions shall be made for additional employee protection when work with particularly hazardous substances takes place. These include "select carcinogens," (see Appendix X for a list of select carcinogens) reproductive toxins and substances which have a high degree of acute toxicity. The following provisions must be included:

1. Establishment of a designated area
2. Use of containment devices such as Laboratory chemical hoods or glove boxes
3. Procedures for safe removal of contaminated waste; and
4. Decontamination procedures

In addition to the general safety guidelines mentioned in the first section and throughout the Plan, special precautions are needed when handling genotoxins, reproductive toxins, and chemicals with a high degree of acute toxicity. A minimum set of guidelines that should be followed is listed below. The lab supervisor should ensure that these and other precautions designed to minimize risk of exposure to these substances are taken.

- Quantities of these chemicals used and stored in the laboratory must be minimized, as should their concentrations in solution or mixtures.
- Work with genotoxins, reproductive toxins and acutely toxic chemicals must be performed within a certified functioning Laboratory chemical hood, biological safety cabinet, ventilated glove box, sealed system, or other system designed to minimize exposure to these substances. (The exhaust air from the ventilation systems may require scrubbing, or other treatment, before being released into the atmosphere.) In all cases, work with these types of chemicals must be done in such a manner that the OSHA permissible exposure limits or similar standards are not exceeded.
- Certain chemicals are known or suspected to harm fetuses or reproductive health of adults. Some examples of reproductive toxins are: anesthetic gases, arsenic and certain arsenic compounds, benzene, cadmium and certain cadmium compounds, carbon disulfide, ethylene glycol monomethyl and ethyl ethers, ethylene oxide, lead compounds, mercury compounds, toluene, vinyl chloride, xylene, and formamide. The first trimester of pregnancy is a period of high susceptibility. Often a woman does not know that she is pregnant during this period. Individuals of childbearing potential are warned to be especially cautious when working with such reproductive toxins. These individuals must use appropriate protective apparel (especially gloves) to prevent skin contact. Pregnant women and women intending to become pregnant should seek advice from knowledgeable sources before working with substances that are suspected to be reproductive toxins. These sources include but are not limited to the respective Laboratory Supervisor and Safety Data Sheets. Notify supervisors of all incidents of exposure or spills; consult a qualified physician when appropriate.
- Compressed gas cylinders that contain acutely toxic chemicals such as arsine, chlorine, and nitrogen dioxide must be kept in well-ventilated areas.
- The ventilation efficiency of the designated Laboratory chemical hood, glove box, or gas cabinet and the operational effectiveness of mechanical and electrical equipment used to contain or manipulate these special substances should be evaluated periodically by the laboratory personnel at intervals determined by the Laboratory Supervisor. The interval of evaluating systems may vary from weekly to annually depending upon the frequency of usage, quantities employed, and level of hazard.
- Each laboratory utilizing these substances must designate an area for this purpose and must sign or mark this area with an appropriate hazard warning. The designated area may be an entire laboratory (bio-safety level three or four require that the ENTIRE laboratory be designated), an

area of the laboratory or a device such as a Laboratory chemical hood or glove box. The designated area should be marked with a **DANGER, specific agent, AUTHORIZED PERSONNEL ONLY** or comparable warning sign.

- All Laboratory Workers who work in a laboratory which has an area designated for use with genotoxins, reproductive toxins, and acutely toxic chemicals must be trained about the deleterious effects of these substances as well as signs and symptoms regarding exposure to these substances, whether or not they actually work with the substance themselves. Training to ensure the safe handling and storage of these substances is required for those who use these materials. This training is the responsibility of the Laboratory Supervisor and must be done prior to the use of any of these materials.
- Laboratory Workers working with these chemicals must have access to appropriate protective equipment and clothing (available at no expense to the workers) and must be trained on how to properly utilize the safety equipment. For example, when working with highly toxic gases, it is often recommended that the workers have available and be trained by Hazardous Materials Management to use self-contained breathing apparatus.
- Detection equipment may be required in laboratories where chemicals (especially poisonous gases) with a high degree of acute toxicity are utilized.
- The designated working area must be thoroughly and appropriately decontaminated and cleaned at regular intervals determined by the Laboratory Supervisor. The interval may be as short as one day or as long as six months depending upon the frequency of usage and level of hazard.
- Special precautions to avoid release and exposure to highly toxic chemicals, genotoxins, and reproductive toxins must be utilized. For instance, volatile substances should be kept cool and contained. Gases should have properly functioning valves, check valves, regulators, containment that can withstand pressure buildup, and appropriate piping. Dispersive solids should be kept in closed containers, used in places with minimum air currents, and appropriate contact materials should be used to avoid static charging.

If this chapter is applicable to your lab please include your lab specific information.

Chapter 11: PLANNING FOR EMERGENCIES

Planning and practicing for emergencies is an essential component of laboratory safety. Workers in labs should have the knowledge necessary to assess their risks from a small spill or release of a chemical or a small trash can fire, if they have received proper training. The most important aspect of this training is being able to differentiate between an incidental situation and an emergency. Practice in emergency procedures and evacuation drills will provide lab workers with the insight they need to make this differentiation.

An incidental release is one that does not cause an imminent health or safety hazard to lab workers and does not have to be cleaned up immediately in order to prevent death or serious injury to employees. Lab workers should prepare for and handle their own incidental spills or releases. If an accident does occur, please refer to Appendix VIII for appropriate reporting procedures.

The following is a list of life-threatening situations. If any of these situations occur the emergency procedures of the following section need to be followed.

1. High concentrations of toxic substances
2. Situation that is life or injury threatening
3. Imminent danger to life and health (IDLH) environments
4. Situation that presents an oxygen deficient atmosphere
5. Condition that poses a fire or explosion hazard
6. A situation that requires immediate attention because of the danger posed to employees in the area

EMERGENCY PROCEDURES FOR SELECTED EMERGENCIES

Fires and Other Life-Threatening Situations

The four actions below must be taken by whoever discovers a fire that cannot be put out safely by someone who knows how to use a fire extinguisher or other life-threatening situation. Actual emergency conditions may require the procedures to be followed in a different order, depending on the layout of the laboratory, time of day, the number of people present and the location of the emergency relative to doors and alarm stations or telephones.

1. Alert personnel in the immediate vicinity.
Tell the nature and extent of the emergency.
Give instructions to sound the alarm, call for assistance.
2. Turn off heat source.
Confine the fire or emergency without endangering yourself.
Shut hood sash if possible.

Close doors to prevent spread of vapors, gases, or fire.

3. Evacuate the building or hazardous area.
Use the evacuation alarm system.
Follow posted evacuation procedures.
Assemble at designated meeting point.
Practice evacuation and assembly in drills.
4. Summon aid from a safe location.
Call 610-861-5588 or 911 in Bethlehem; or 570-369-1911 or 911 at the Monroe Campus.
Poison Control Center: 1-800-222-1222
OSHA (in event of hospitalization or death, notify within 8 hours): 1-800-321-OSHA (1-800-321-6742)

Give location and type of emergency.

Physically Disabled Students

In the case of an event occurring where there is/are persons in need of physical assistance who are unable to safely evacuate the area or building, it is the Chemical Hygiene Officer's responsibility to assist these people. The Chemical Hygiene Officer shall insure that the rest of the students evacuate. He/She shall inform a responsible person (faculty member, teaching assistant, graduate student et cetra) that they are staying to assist a disabled student and to notify the authorities of the situation. The faculty member shall remain with the student until all others have evacuated the floor. They will then assist the student to the stairwell and remain until rescue persons arrive.

Clothing Fire and Severe Thermal Burns

Thermal burns from a clothing fire or large splash of hot material can be life threatening if they are deep, extensive, or located on critical areas of the body. Severe burns of the hands, feet, face, and genital areas are considered critical.

To extinguish a clothing fire:

- Stop the person on fire from running!
- Drop the person to the floor. Standing will allow flames to spread upward to eyes and nose
- Roll the person to snuff out the flames/use a fire blanket to smother the flames
- Cool the person. Remove smoldering clothing. Use cold water or ice packs to cool burns and minimize injury

- Get medical assistance immediately

Chemical Splash to the Eyes or Skin

The most important emergency measure if chemicals are splashed to the eyes or skin is immediate flushing with water in the emergency eyewash and/or shower. Most splashes need at least 15 minutes of washing. Get medical assistance immediately after flushing.

APPENDIX I: OSHA LABORATORY STANDARD

29 CFR 1910.1450

1910.1450(a)

Scope and application.

1910.1450(a)(1)

This section shall apply to all employers engaged in the laboratory use of hazardous chemicals as defined below.

1910.1450(a)(2)

Where this section applies, it shall supersede, for laboratories, the requirements of all other OSHA health standards in 29 CFR part 1910, subpart Z, except as follows:

1910.1450(a)(2)(i)

For any OSHA health standard, only the requirement to limit employee exposure to the specific permissible exposure limit shall apply for laboratories, unless that particular standard states otherwise or unless the conditions of paragraph (a)(2)(iii) of this section apply.

1910.1450(a)(2)(ii)

Prohibition of eye and skin contact where specified by any OSHA health standard shall be observed.

1910.1450(a)(2)(iii)

Where the action level (or in the absence of an action level, the permissible exposure limit) is routinely exceeded for an OSHA regulated substance with exposure monitoring and medical surveillance requirements paragraphs (d) and (g)(1)(ii) of this section shall apply.

1910.1450(a)(3)

This section shall not apply to:

1910.1450(a)(3)(i)

Uses of hazardous chemicals which do not meet the definition of laboratory use, and in such cases, the employer shall comply with the relevant standard in 29 CFR part 1910, subpart Z, even if such use occurs in a laboratory.

1910.1450(a)(3)(ii)

Laboratory uses of hazardous chemicals which provide no potential for employee exposure. Examples of such conditions might include:

1910.1450(a)(3)(ii)(A)

Procedures using chemically-impregnated test media such as Dip-and-Read tests where a reagent strip is dipped into the specimen to be tested and the results are interpreted by comparing the color reaction to a color chart supplied by the manufacturer of the test strip; and

1910.1450(a)(3)(ii)(B)

Commercially prepared kits such as those used in performing pregnancy tests in which all of the reagents needed to conduct the test are contained in the kit.

1910.1450(b)

Definitions —

Action level means a concentration designated in 29 CFR part 1910 for a specific substance, calculated as an eight (8)-hour time-weighted average, which initiates certain required activities such as exposure monitoring and medical surveillance.

Assistant Secretary means the Assistant Secretary of Labor for Occupational Safety and Health, U.S. Department of Labor, or designee.

Carcinogen (see *select carcinogen*).

Chemical Hygiene Officer means an employee who is designated by the employer, and who is qualified by training or experience, to provide technical guidance in the development and implementation of the provisions of the Chemical Hygiene Plan. This definition is not intended to place limitations on the position description or job classification that the designated individual shall hold within the employer's organizational structure.

Chemical Hygiene Plan means a written program developed and implemented by the employer which sets forth procedures, equipment, personal protective equipment and work practices that (i) are capable of protecting employees from the health hazards presented by hazardous chemicals used in that particular workplace and (ii) meets the requirements of paragraph (e) of this section.

Emergency means any occurrence such as, but not limited to, equipment failure, rupture of containers or failure of control equipment which results in an uncontrolled release of a hazardous chemical into the workplace.

Employee means an individual employed in a laboratory workplace who may be exposed to hazardous chemicals in the course of his or her assignments.

Hazardous chemical means any chemical which is classified as health hazard or simple asphyxiant in accordance with the Hazard Communication Standard (§1910.1200).

Health hazard means a chemical that is classified as posing one of the following hazardous effects: Acute toxicity (any route of exposure); skin corrosion or irritation; serious eye damage or eye irritation; respiratory or skin sensitization; germ cell mutagenicity; carcinogenicity; reproductive toxicity; specific target organ toxicity (single or repeated exposure); aspiration hazard. The criteria for determining whether a chemical is classified as a health hazard are detailed in appendix A of the Hazard Communication Standard (§1910.1200) and §1910.1200(c) (definition of "simple asphyxiant").

Laboratory means a facility where the "laboratory use of hazardous chemicals" occurs. It is a workplace where relatively small quantities of hazardous chemicals are used on a non-production basis.

Laboratory scale means work with substances in which the containers used for reactions, transfers, and other handling of substances are designed to be easily and safely manipulated by one person. "Laboratory scale" excludes those workplaces whose function is to produce commercial quantities of materials.

Laboratory-type hood means a device located in a laboratory, enclosure on five sides with a moveable sash or fixed partial enclosed on the remaining side; constructed and maintained to draw air from the laboratory and to prevent or minimize the escape of air contaminants into the laboratory; and allows chemical manipulations to be conducted in the enclosure without insertion of any portion of the employee's body other than hands and arms.

Walk-in hoods with adjustable sashes meet the above definition provided that the sashes are adjusted during use so that the airflow and the exhaust of air contaminants are not compromised and employees do not work inside the enclosure during the release of airborne hazardous chemicals.

Laboratory use of hazardous chemicals means handling or use of such chemicals in which all of the following conditions are met:

- (i) Chemical manipulations are carried out on a "laboratory scale;"
- (ii) Multiple chemical procedures or chemicals are used;
- (iii) The procedures involved are not part of a production process, nor in any way simulate a production process; and
- (iv) "Protective laboratory practices and equipment" are available and in common use to minimize the potential for employee exposure to hazardous chemicals.

Medical consultation means a consultation which takes place between an employee and a licensed physician for the purpose of determining what medical examinations or procedures, if any, are appropriate in cases where a significant exposure to a hazardous chemical may have taken place.

Mutagen means chemicals that cause permanent changes in the amount or structure of the genetic material in a cell. Chemicals classified as mutagens in accordance with the Hazard Communication Standard (§1910.1200) shall be considered mutagens for purposes of this section.

Physical hazard means a chemical that is classified as posing one of the following hazardous effects: Explosive; flammable (gases, aerosols, liquids, or solids); oxidizer (liquid, solid, or gas); self reactive; pyrophoric (gas, liquid or solid); self-heating; organic peroxide; corrosive to metal; gas under pressure; in contact with water emits flammable gas; or combustible dust. The criteria for determining whether a chemical is classified as a physical hazard are in appendix B of the Hazard Communication Standard (§1910.1200) and §1910.1200(c) (definitions of "combustible dust" and "pyrophoric gas").

Protective laboratory practices and equipment means those laboratory procedures, practices and equipment accepted by laboratory health and safety experts as effective, or that the employer can show to be effective, in minimizing the potential for employee exposure to hazardous

chemicals.

Reproductive toxins mean chemicals that affect the reproductive capabilities including adverse effects on sexual function and fertility in adult males and females, as well as adverse effects on the development of the offspring. Chemicals classified as reproductive toxins in accordance with the Hazard Communication Standard (§1910.1200) shall be considered reproductive toxins for purposes of this section.

Select carcinogen means any substance which meets one of the following criteria:

- (i) It is regulated by OSHA as a carcinogen; or
- (ii) It is listed under the category, "known to be carcinogens," in the Annual Report on Carcinogens published by the National Toxicology Program (NTP) (latest edition); or
- (iii) It is listed under Group 1 ("carcinogenic to humans") by the International Agency for Research on Cancer Monographs (IARC) (latest editions); or
- (iv) It is listed in either Group 2A or 2B by IARC or under the category, "reasonably anticipated to be carcinogens" by NTP, and causes statistically significant tumor incidence in experimental animals in accordance with any of the following criteria:
 - (A) After inhalation exposure of 6±7 hours per day, 5 days per week, for a significant portion of a lifetime to dosages of less than 10 mg/m³;
 - (B) After repeated skin application of less than 300 (mg/kg of body weight) per week; or
 - (C) After oral dosages of less than 50 mg/kg of body weight per day.

1910.1450(c)

Permissible exposure limits. For laboratory uses of OSHA regulated substances, the employer shall assure that laboratory employees' exposures to such substances do not exceed the permissible exposure limits specified in 29 CFR part 1910, subpart Z.

1910.1450(d)

Employee exposure determination --

1910.1450(d)(1)

Initial monitoring. The employer shall measure the employee's exposure to any substance regulated by a standard which requires monitoring if there is reason to believe that exposure levels for that substance routinely exceed the action level (or in the absence of an action level, the PEL).

1910.1450(d)(2)

Periodic monitoring. If the initial monitoring prescribed by paragraph (d)(1) of this section discloses employee exposure over the action level (or in the absence of an action level, the PEL), the employer shall immediately comply with the exposure monitoring provisions of the relevant standard.

1910.1450(d)(3)

Termination of monitoring. Monitoring may be terminated in accordance with the relevant standard.

1910.1450(d)(4)

Employee notification of monitoring results. The employer shall, within 15 working days after the receipt of any monitoring results, notify the employee of these results in writing either individually or by posting results in an appropriate location that is accessible to employees.

1910.1450(e)

Chemical hygiene plan -- General. (Appendix A of this section is non-mandatory but provides guidance to assist employers in the development of the Chemical Hygiene Plan).

1910.1450(e)(1)

Where hazardous chemicals as defined by this standard are used in the workplace, the employer shall develop and carry out the provisions of a written Chemical Hygiene Plan which is:

1910.1450(e)(1)(i)

Capable of protecting employees from health hazards associated with hazardous chemicals in that laboratory and

1910.1450(e)(1)(ii)

Capable of keeping exposures below the limits specified in paragraph (c) of this section.

1910.1450(e)(2)

The Chemical Hygiene Plan shall be readily available to employees, employee representatives and, upon request, to the Assistant Secretary.

1910.1450(e)(3)

The Chemical Hygiene Plan shall include each of the following elements and shall indicate specific measures that the employer will take to ensure laboratory employee protection;

1910.1450(e)(3)(i)

Standard operating procedures relevant to safety and health considerations to be followed when laboratory work involves the use of hazardous chemicals;

1910.1450(e)(3)(ii)

Criteria that the employer will use to determine and implement control measures to reduce employee exposure to hazardous chemicals including engineering controls, the use of personal protective equipment and hygiene practices; particular attention shall be given to the selection of control measures for chemicals that are known to be extremely hazardous;

1910.1450(e)(3)(iii)

A requirement that fume hoods and other protective equipment are functioning properly and specific measures that shall be taken to ensure proper and adequate performance of such equipment;

1910.1450(e)(3)(iv)

Provisions for employee information and training as prescribed in paragraph (f) of this section;

1910.1450(e)(3)(v)

The circumstances under which a particular laboratory operation, procedure or activity shall require prior approval from the employer or the employer's designee before implementation;

1910.1450(e)(3)(vi)

Provisions for medical consultation and medical examinations in accordance with paragraph (g) of this section;

1910.1450(e)(3)(vii)

Designation of personnel responsible for implementation of the Chemical Hygiene Plan including the assignment of a Chemical Hygiene Officer, and, if appropriate, establishment of a Chemical Hygiene Committee; and

1910.1450(e)(3)(viii)

Provisions for additional employee protection for work with particularly hazardous substances. These include "select carcinogens," reproductive toxins and substances which have a high degree of acute toxicity. Specific consideration shall be given to the following provisions which shall be included where appropriate:

1910.1450(e)(3)(viii)(A)

Establishment of a designated area;

1910.1450(e)(3)(viii)(B)

Use of containment devices such as fume hoods or glove boxes;

1910.1450(e)(3)(viii)(C)

Procedures for safe removal of contaminated waste; and

1910.1450(e)(3)(viii)(D)

Decontamination procedures.

1910.1450(e)(4)

The employer shall review and evaluate the effectiveness of the Chemical Hygiene Plan at least annually and update it as necessary.

1910.1450(f)

Employee information and training.

1910.1450(f)(1)

The employer shall provide employees with information and training to ensure that they are apprised of the hazards of chemicals present in their work area.

1910.1450(f)(2)

Such information shall be provided at the time of an employee's initial assignment to a work area where hazardous chemicals are present and prior to assignments involving new exposure situations. The frequency of refresher information and training shall be determined by the employer.

1910.1450(f)(3)

Information. Employees shall be informed of:

1910.1450(f)(3)(i)

The contents of this standard and its appendices which shall be made available to employees;

1910.1450(f)(3)(ii)

the location and availability of the employer's Chemical Hygiene Plan;

1910.1450(f)(3)(iii)

The permissible exposure limits for OSHA regulated substances or recommended exposure limits for other hazardous chemicals where there is no applicable OSHA standard;

1910.1450(f)(3)(iv)

Signs and symptoms associated with exposures to hazardous chemicals used in the laboratory; and

1910.1450(f)(3)(v)

The location and availability of known reference material on the hazards, safe handling, storage and disposal of hazardous chemicals found in the laboratory including, but not limited to, safety data sheets received from the chemical supplier.

1910.1450(f)(4)

Training.

1910.1450(f)(4)(i)

Employee training shall include:

1910.1450(f)(4)(i)(A)

Methods and observations that may be used to detect the presence or release of a hazardous chemical (such as monitoring conducted by the employer, continuous monitoring devices, visual appearance or odor of hazardous chemicals when being released, etc.);

1910.1450(f)(4)(i)(B)

The physical and health hazards of chemicals in the work area; and

1910.1450(f)(4)(i)(C)

The measures employees can take to protect themselves from these hazards, including specific procedures the employer has implemented to protect employees from exposure to hazardous chemicals, such as appropriate work practices, emergency procedures, and personal protective equipment to be used.

1910.1450(f)(4)(ii)

The employee shall be trained on the applicable details of the employer's written Chemical Hygiene Plan.

1910.1450(g)

Medical consultation and medical examinations.

1910.1450(g)(1)

The employer shall provide all employees who work with hazardous chemicals an opportunity to receive medical attention, including any follow-up examinations which the examining physician determines to be necessary, under the following circumstances:

1910.1450(g)(1)(i)

Whenever an employee develops signs or symptoms associated with a hazardous chemical to which the employee may have been exposed in the laboratory, the employee shall be provided an opportunity to receive an appropriate medical examination.

1910.1450(g)(1)(ii)

Where exposure monitoring reveals an exposure level routinely above the action level (or in the absence of an action level, the PEL) for an OSHA regulated substance for which there are exposure monitoring and medical surveillance requirements, medical surveillance shall be established for the affected employee as prescribed by the particular standard.

1910.1450(g)(1)(iii)

Whenever an event takes place in the work area such as a spill, leak, explosion or other occurrence resulting in the likelihood of a hazardous exposure, the affected employee shall be provided an opportunity for a medical consultation. Such consultation shall be for the purpose of determining the need for a medical examination.

1910.1450(g)(2)

All medical examinations and consultations shall be performed by or under the direct supervision of a licensed physician and shall be provided without cost to the employee, without loss of pay and at a reasonable time and place.

1910.1450(g)(3)

Information provided to the physician. The employer shall provide the following information to the physician:

1910.1450(g)(3)(i)

The identity of the hazardous chemical(s) to which the employee may have been exposed;

1910.1450(g)(3)(ii)

A description of the conditions under which the exposure occurred including quantitative exposure data, if available; and

1910.1450(g)(3)(iii)

A description of the signs and symptoms of exposure that the employee is experiencing, if any.

1910.1450(g)(4)

Physician's written opinion.

1910.1450(g)(4)(i)

For examination or consultation required under this standard, the employer shall obtain a written opinion from the examining physician which shall include the following:

1910.1450(g)(4)(i)(A)

Any recommendation for further medical follow-up;

1910.1450(g)(4)(i)(B)

The results of the medical examination and any associated tests;

1910.1450(g)(4)(i)(C)

Any medical condition which may be revealed in the course of the examination which may place the employee at increased risk as a result of exposure to a hazardous workplace; and

1910.1450(g)(4)(i)(D)

A statement that the employee has been informed by the physician of the results of the consultation or medical examination and any medical condition that may require further examination or treatment.

1910.1450(g)(4)(ii)

The written opinion shall not reveal specific findings of diagnoses unrelated to occupational exposure.

1910.1450(h)

Hazard identification.

1910.1450(h)(1)

With respect to labels and safety data sheets:

1910.1450(h)(1)(i)

Employers shall ensure that labels on incoming containers of hazardous chemicals are not removed or defaced.

1910.1450(h)(1)(ii)

Employers shall maintain any safety data sheets that are received with incoming shipments of hazardous chemicals, and ensure that they are readily accessible to laboratory employees.

1910.1450(h)(2)

The following provisions shall apply to chemical substances developed in the laboratory:

1910.1450(h)(2)(i)

If the composition of the chemical substance which is produced exclusively for the laboratory's use is known, the employer shall determine if it is a hazardous chemical as defined in paragraph (b) of this section. If the chemical is determined to be hazardous, the employer shall provide appropriate training as required under paragraph (f) of this section.

1910.1450(h)(2)(ii)

If the chemical produced is a byproduct whose composition is not known, the employer shall assume that the substance is hazardous and shall implement paragraph (e) of this section.

1910.1450(h)(2)(iii)

If the chemical substance is produced for another user outside of the laboratory, the employer shall comply with the Hazard Communication Standard (29 CFR 1910.1200) including the requirements for preparation of safety data sheets and labeling.

1910.1450(i)

Use of respirators. Where the use of respirators is necessary to maintain exposure below permissible exposure limits, the employer shall provide, at no cost to the employee, the proper respiratory equipment. Respirators shall be selected and used in accordance with the requirements of 29 CFR 1910.134.

1910.1450(j)

Recordkeeping.

1910.1450(j)(1)

The employer shall establish and maintain for each employee an accurate record of any measurements taken to monitor employee exposures and any medical consultation and examinations including tests or written opinions required by this standard.

1910.1450(j)(2)

The employer shall assure that such records are kept, transferred, and made available in accordance with 29 CFR 1910.1020.

1910.1450(k)

[Reserved]

1910.1450(l)

Appendices. The information contained in the appendices is not intended, by itself, to create any additional obligations not otherwise imposed or to detract from any existing obligation.

[55 FR 3327, Jan. 31, 1990; 55 FR 7967, March, 6, 1990; 55 FR 12777, March 30, 1990; 61 FR 5507, Feb. 13, 1996; 71 FR 16674, April 3, 2006; 77 FR 17887, March 26, 2012]

APPENDIX A TO 1910.1450

National Research Council Recommendations Concerning Chemical Hygiene in Laboratories (Non-Mandatory)

Table of Contents

Foreword

Corresponding Sections of the Standard and This Appendix

A. General Principles

1. Minimize all Chemical Exposures
2. Avoid Underestimation of Risk
3. Provide Adequate Ventilation
4. Institute a Chemical Hygiene Program
5. Observe the PELs and TLVs

B. Responsibilities

1. Chief Executive Officer
2. Supervisor of Administrative Unit
3. Chemical Hygiene Officer
4. Laboratory Supervisor
5. Project Director
6. Laboratory Worker

C. The Laboratory Facility

1. Design
2. Maintenance
3. Usage
4. Ventilation

D. Components of the Chemical Hygiene Plan

1. Basic Rules and Procedures
2. Chemical Procurement, Distribution, and Storage
3. Environmental Monitoring
4. Housekeeping, Maintenance and Inspections
5. Medical Program
6. Personal Protective Apparel and Equipment
7. Records
8. Signs and Labels
9. Spills and Accidents
10. Training and Information
11. Waste Disposal

E. General Procedures for Working With Chemicals

1. General Rules for all Laboratory Work with Chemicals
2. Allergens and Embryotoxins
3. Chemicals of Moderate Chronic or High Acute Toxicity
4. Chemicals of High Chronic Toxicity
5. Animal Work with Chemicals of High Chronic Toxicity

F. Safety Recommendations

G. Material Safety Data Sheets

Foreword

As guidance for each employer's development of an appropriate laboratory Chemical Hygiene Plan, the following non-mandatory recommendations are provided. They were extracted from "Prudent Practices" for Handling Hazardous Chemicals in Laboratories" (referred to below as

"Prudent Practices"), which was published in 1981 by the National Research Council and is available from the National Academy Press, 2101 Constitution Ave., NW, Washington DC 20418.

"Prudent Practices" is cited because of its wide distribution and acceptance and because of its preparation by members of the laboratory community through the sponsorship of the National Research Council. However, none of the recommendations given here will modify any requirements of the laboratory standard. This Appendix merely presents pertinent recommendations from "Prudent Practices", organized into a form convenient for quick reference during operation of a laboratory facility and during development and application of a Chemical Hygiene Plan. Users of this appendix should consult "Prudent Practices" for a more extended presentation and justification for each recommendation.

"Prudent Practices" deal with both safety and chemical hazards while the laboratory standard is concerned primarily with chemical hazards. Therefore, only those recommendations directed primarily toward control of toxic exposures are cited in this appendix, with the term "chemical Hygiene" being substituted for the word "safety". However, since conditions producing or threatening physical injury often pose toxic risks as well, page references concerning major categories of safety hazards in the laboratory are given in section F.

The recommendations from "Prudent Practices" have been paraphrased, combined, or otherwise reorganized, and headings have been added. However, their sense has not been changed.

Corresponding Sections of the Standard and this Appendix

The following table is given for the convenience of those who are developing a Chemical Hygiene Plan which will satisfy the requirements of paragraph (e) of the standard. It indicates those sections of this appendix which are most pertinent to each of the sections of paragraph (e) and related paragraphs.

PARAGRAPH AND TOPIC IN LABORATORY STANDARD	RELEVANT APPENDIX SECTION
(e)(3)(i) Standard operating procedures for handling toxic chemicals.	C, D, E
(e)(3)(ii) Criteria to be used for implementation of measures to reduce exposures.	D
(e)(3)(iii) Laboratory chemical hood performance.	C4b
(e)(3)(iv) Employee information and training (including emergency procedures).	D10, D9
(e)(3)(v) Requirements for prior approval of laboratory activities.	E2b, E4b
(e)(3)(vi) Medical consultation and medical examinations.	D5, E4f
(e)(3)(vii) Chemical hygiene responsibilities.	B
(e)(3)(viii) Special precautions for work with particularly hazardous substances.	E2, E3, E4

In this appendix, those recommendations directed primarily at administrators and supervisors are given in sections A-D. Those recommendations of primary concern to employees who are actually handling laboratory chemicals are given in section E. (Reference to page numbers in "Prudent Practices" are given in parentheses.)

A. **General Principles for Work with Laboratory Chemicals**

In addition to the more detailed recommendations listed below in sections B-E, "Prudent Practices" expresses certain general principles, including the following:

1. **It is prudent to minimize all chemical exposures.** Because few laboratory chemicals are without hazards, general precautions for handling all laboratory chemicals should be adopted, rather than specific guidelines for particular chemicals (2,10). Skin contact with chemicals should be avoided as a cardinal rule (198).
2. **Avoid underestimation of risk.** Even for substances of no known significant hazard, exposure should be minimized; for work with substances which present special hazards, special precautions should be taken (10, 37, 38). One should assume that any mixture will be more toxic than its most toxic component (30, 103) and that all substances of unknown toxicity are toxic (3, 34).
3. **Provide adequate ventilation.** The best way to prevent exposure to airborne substances is to prevent their escape into the working atmosphere by use of hoods and other ventilation devices (32, 198).
4. **Institute a chemical hygiene program.** A mandatory chemical hygiene program designed to minimize exposures is needed; it should be a regular, continuing effort, not merely a standby or short-term activity (6,11). Its recommendations should be followed in academic teaching laboratories as well as by full-time Laboratory Workers (13).
5. **Observe the PELs, TLVs.** The Permissible Exposure Limits of OSHA and the Threshold Limit Values of the American Conference of Governmental Industrial Hygienists should not be exceeded (13).

B. **Chemical Hygiene Responsibilities**

Responsibility for chemical hygiene rests at all levels (6, 11, 21) including the:

1. **Chief executive officer**, who has ultimate responsibility for chemical hygiene within the institution and must, with other administrators, provide continuing support for institutional chemical hygiene (7, 11).
2. **Supervisor of the department or other administrative unit**, who is responsible for chemical hygiene in that unit (7).
3. **Chemical hygiene officer(s)**, whose appointment is essential (7) and who must:
 - (a) Work with administrators and other employees to develop and implement appropriate chemical hygiene policies and practices (7);
 - (b) Monitor procurement, use, and disposal of chemicals used in the lab (8);
 - (c) See that appropriate audits are maintained (8);
 - (d) Help project directors develop precautions and adequate facilities (10);
 - (e) Know the current legal requirements concerning regulated substances (50); and
 - (f) Seek ways to improve the chemical hygiene program (8, 11).
4. **Laboratory Supervisor**, who has overall responsibility for chemical hygiene in the laboratory (21) including responsibility to:
 - (a) Ensure that workers know and follow the chemical hygiene rules, that protective equipment is available and in working order, and that appropriate training has been provided (21, 22);

- (b) Provide regular, formal chemical hygiene and housekeeping inspections including routine inspections of emergency equipment (21, 171);
 - (c) Know the current legal requirements concerning regulated substances (50, 231);
 - (d) Determine the required levels of protective apparel and equipment (156, 160, 162); and
 - (e) Ensure that facilities and training for use of any material being ordered are adequate (215).
5. **Project director or director of other specific operation**, who has primary responsibility for chemical hygiene procedures for that operation (7).
6. **Laboratory Worker**, who is responsible for:
- (a) Planning and conducting each operation in accordance with the institutional chemical hygiene procedures (7, 21, 22, 230); and
 - (b) Developing good personal chemical hygiene habits (22).

C. **The Laboratory Facility**

1. **Design.** The laboratory facility should have:
- (a) An appropriate general ventilation system (see C4 below) with air intakes and exhausts located so as to avoid intake of contaminated air (194);
 - (b) Adequate, well-ventilated stockrooms/storerooms (218, 219).
 - (c) Laboratory hoods and sinks (12, 162);
 - (d) Other safety equipment including eyewash fountains and drench showers (162, 169); and
 - (e) Arrangements for waste disposal (12, 240).
2. **Maintenance.** Chemical-hygiene-related equipment (hoods, incinerator, etc.) should undergo continual appraisal and be modified if inadequate (11, 12).
3. **Usage.** The work conducted (10) and its scale (12) must be appropriate to the physical facilities available and, especially, to the quality of ventilation (13).
3. **Ventilation**
- (a) **General laboratory ventilation.** This system should: Provide a source of air for breathing and for input to local ventilation devices (199); it should not be relied on for protection from toxic substances released into the laboratory (198); ensure that laboratory air is continually replaced, preventing increase of air concentrations of toxic substances during the working day (194); direct air flow into the laboratory from non-laboratory areas and out to the exterior of the building (194).
 - (b) **Hoods.** A laboratory hood with 2.5 linear feet of hood space per person should be provided for every 2 workers if they spend most of their time working with chemicals (199); each hood should have a continuous monitoring device to allow convenient confirmation of adequate hood performance before use (200, 209). If this is not possible, work with substances of unknown toxicity should be avoided (13) or other types of local ventilation devices should be provided (199). See pp. 201-206 for a discussion of hood design, construction, and evaluation.
 - (c) **Other local ventilation devices.** Ventilated storage cabinets, canopy hoods, snorkels, etc. should be provided as needed (199). Each canopy hood and snorkel should have a separate exhaust duct (207).
 - (d) **Special ventilation areas.** Exhaust air from glove boxes and isolation rooms should be passed through scrubbers or other treatment before release into the regular exhaust system (208). Cold rooms and warm

- rooms should have provisions for rapid escape and for escape in the event of electrical failure (209).
- (e) **Modifications.** Any alteration of the ventilation system should be made only if thorough testing indicates that worker protection from airborne toxic substances will continue to be adequate (12, 193, 204).
 - (f) **Performance.** Rate: 4-12 room air changes/hour is normally adequate general ventilation if local exhaust systems such as hoods are used as the primary method of control (194).
 - (g) **Quality.** General air flow should not be turbulent and should be relatively uniform throughout the laboratory, with no high velocity or static areas (194, 195); airflow into and within the hood should not be excessively turbulent (200); hood face velocity should be adequate (typically 60-100 fpm) (200, 204).
 - (h) **Evaluation.** Quality and quantity of ventilation should be evaluated on I installation (202), regularly monitored (at least every 3 months) (6, 12, 14, 195), and reevaluated whenever a change in local ventilation devices is made (12, 195, 207). See pp 195-198 for methods of evaluation and for calculation of estimated airborne contaminant concentrations.

D. **Components of the Chemical Hygiene Plan**

1. Basic Rules and Procedures (Recommendations for these are given in section E, below)
2. **Chemical Procurement, Distribution, and Storage**
 - (a) **Procurement.** Before a substance is received, information on proper handling, storage, and disposal should be known to those who will be involved (215, 216). No container should be accepted without an adequate identifying label (216). Preferably, all substances should be received in a central location (216).
 - (b) **Stockrooms/storerooms.** Toxic substances should be segregated in a well-identified area with local exhaust ventilation (221). Chemicals which are highly toxic (227) or other chemicals whose containers have been opened should be in unbreakable secondary containers (219). Stored chemicals should be examined periodically (at least annually) for replacement, deterioration, and container integrity (218-19). Stockrooms/storerooms should not be used as preparation or repackaging areas, should be open during normal working hours, and should be controlled by one person (219).
 - (c) **Distribution.** When chemicals are hand carried, the container should be placed in an outside container or bucket. Freight-only elevators should be used if possible (223).
 - (d) **Laboratory storage.** Amounts permitted should be as small as practical. Storage on bench tops and in hoods is inadvisable. Exposure to heat or direct sunlight should be avoided. Periodic inventories should be conducted, with unneeded items being discarded or returned to the storeroom/stockroom (225-6, 229).
3. **Environmental Monitoring**

Regular instrumental monitoring of airborne concentrations is not usually justified or practical in laboratories but may be appropriate when testing or redesigning hoods or other ventilation devices (12) or when a highly toxic substance is stored or used regularly (e.g., 3 times/week) (13).

4. **Housekeeping, Maintenance, and Inspections**
 - (a) **Cleaning.** Floors should be cleaned regularly (24).
 - (b) **Inspections.** Formal housekeeping and chemical hygiene inspections should be held at least quarterly (6, 21) for units which have frequent personnel changes and semiannually for others; informal inspections should be continual (21).
 - (c) **Maintenance.** Eye wash fountains should be inspected at intervals of not less than 3 months (6). Respirators for routine use should be inspected periodically by the Laboratory Supervisor (169). Other safety equipment should be inspected regularly. (e.g., every 3-6 months) (6, 24, 171). Procedures to prevent restarting of out-of-service equipment should be established (25).
 - (d) **Passageways.** Stairways and hallways should not be used as storage areas (24). Access to exits, emergency equipment, and utility controls should never be blocked (24).

5. **Medical Program**
 - (a) **Compliance with regulations.** Regular medical surveillance should be established to the extent required by regulations (12).
 - (b) **Routine surveillance.** Anyone whose work involves regular and frequent handling of toxicologically significant quantities of a chemical should consult a qualified physician to determine on an individual basis whether a regular schedule of medical surveillance is desirable (11, 50).
 - (c) **First aid.** Personnel trained in first aid should be available during working hours and an emergency room with medical personnel should be nearby (173). See pp. 176-178 for description of some emergency first aid procedures.

6. **Protective Apparel and Equipment.** These should include for each laboratory:
 - (a) Protective apparel compatible with the required degree of protection for substances being handled (158-161);
 - (b) An easily accessible drench-type safety shower (162, 169);
 - (c) An eyewash fountain (162)
 - (d) A fire extinguisher (162-164);
 - (e) Respiratory protection (164-9), fire alarm and telephone for emergency use (162) should be available nearby; and
 - (f) Other items designated by the Laboratory Supervisor (156, 160).

7. **Records**
 - (a) Accident records should be written and retained (174).
 - (b) Chemical Hygiene Plan records should document that the facilities and precautions were compatible with current knowledge and regulations (7).
 - (c) Inventory and usage records for high-risk substances should be kept as specified in sections E3e below.
 - (d) Medical records should be retained by the institution in accordance with the requirements of state and federal regulations (12).

8. **Signs and Labels.** Prominent signs and labels of the following types should be posted:
 - (a) Emergency telephone numbers of emergency personnel/facilities, supervisors, and Laboratory Workers (28);
 - (b) Identity labels, showing contents of containers (including waste r receptacles) and associated hazards (27, 48);

- (c) Location signs for safety showers, eyewash stations, other safety and first aid equipment, exits (27) and areas where food and beverage consumption and storage are permitted (24); and
 - (d) Warnings at areas or equipment where special or unusual hazards exist (27).
9. **Spills and Accidents.**
- (a) A written emergency plan should be established and communicated to all personnel; it should include procedures for ventilation failure (200), evacuation, medical care, reporting, and drills (172).
 - (b) There should be an alarm system to alert people in all parts of the facility including isolation areas such as cold rooms (172).
 - (c) A spill control policy should be developed and should include consideration of prevention, containment, cleanup, and reporting (175).
 - (d) All accidents or near accidents should be carefully analyzed with the results distributed to all who might benefit (8, 28).
10. **Information and Training Program.**
- (a) **Aim:** To assure that all individuals at risk are adequately informed about the work in the laboratory, its risks, and what to do if an accident occurs (5, 15).
 - (b) **Emergency and Personal Protection Training:** Every Laboratory Worker should know the location and proper use of available protective apparel and equipment (154, 169).
Some of the full-time personnel of the laboratory should be trained in the proper use of emergency equipment and procedures (6). Such training as well as first aid instruction should be available to (154) and encouraged for (176) everyone who might need it.
 - (c) **Receiving and stockroom/storeroom personnel** should know about hazards, handling equipment, protective apparel, and relevant regulations (217).
 - (d) **Frequency of Training:** The training and education program should be a regular, continuing activity - not simply an annual presentation (15).
 - (e) **Literature/Consultation:** Literature and consulting advice concerning chemical hygiene should be readily available to laboratory personnel, who should be encouraged to use these information resources (14).
11. **Waste Disposal Program.**
- (a) **Aim:** To assure that minimal harm to people, other organisms, and the environment will result from the disposal of waste laboratory chemicals (5).
 - (b) **Content (14, 232, 233, 240):** The waste disposal program should specify how waste is to be collected, segregated, stored, and transported and include consideration of what materials can be incinerated. Transport from the institution must be in accordance with DOT regulations (244).
 - (c) **Discarding Chemical Stocks:** Unlabeled containers of chemicals and solutions should undergo prompt disposal; if partially used, they should not be opened (24, 27). Before a worker's employment in the laboratory ends, chemicals for which that person was responsible should be discarded or returned to storage (226).
 - (d) **Frequency of Disposal:** Waste should be removed from laboratories to a central waste storage area at least once per week and from the central waste storage area at regular intervals (14).

- (e) **Method of Disposal:** Incineration in an environmentally acceptable manner is the most practical disposal method for combustible laboratory waste (14, 238, 241). Indiscriminate disposal by pouring waste chemicals down the drain (14, 231, 242) or adding them to mixed refuse for landfill burial is unacceptable (14). Hoods should not be used as a means of disposal for volatile chemicals (40, 200). Disposal by recycling (233, 243) or chemical decontamination (40, 230) should be used when possible.

E. Basic Rules and Procedures for Working with Chemicals

The Chemical Hygiene Plan should require that Laboratory Workers know and follow its rules and procedures. In addition to the procedures of the sub programs mentioned above, these should include the rules listed below.

1. **General Rules.** The following should be used for essentially all laboratory work with chemicals:
 - (a) **Accidents and spills**
 - **Eye Contact:** Promptly flush eyes with water for a prolonged period (15 minutes) and seek medical attention (33, 172).
 - **Ingestion:** Encourage the victim to drink large amounts of water (178).
 - **Skin Contact:** Promptly flush the affected area with water (33, 172, 178) and remove any contaminated clothing (172, 178). If symptoms persist after washing, seek medical attention (33).
 - Clean-up. Promptly clean up spills, using appropriate protective apparel and equipment and proper disposal (24, 33). See pp. 233-237 for specific clean-up recommendations.
 - (b) **Avoidance of "routine" exposure:** Develop and encourage safe habits (23); avoid unnecessary exposure to chemicals by any route (23);
 - Do not smell or taste chemicals (32). Vent apparatus which may discharge toxic chemicals (vacuum pumps, distillation columns, etc.) into local exhaust devices (199).
 - Inspect gloves (157) and test glove boxes (208) before use.
 - Do not allow release of toxic substances in cold rooms and warm rooms, since these have contained recirculated atmospheres (209).
 - (c) **Choice of chemicals:** Use only those chemicals for which the quality of the available ventilation system is appropriate (13).
 - (e) **Eating, smoking, etc.:**
 - Avoid eating, drinking, smoking, gum chewing, or application of cosmetics in areas where laboratory chemicals are present (22, 24, 32, 40); wash hands before conducting these activities (23, 24).
 - Avoid storage, handling, or consumption of food or beverages in storage areas, refrigerators, glassware or utensils which are also used for laboratory operations (23, 24, 226).
 - (e) **Equipment and glassware:** Handle and store laboratory glassware with care to avoid damage; do not use damaged glassware (25). Use extra care with Dewar flasks and other evacuated glass apparatus; shield or wrap them to contain chemicals and fragments should implosion occur (25). Use equipment only for its designed purpose (23, 26).
 - (f) **Exiting:** Wash areas of exposed skin well before leaving the laboratory (23).
 - (g) **Horseplay:** Avoid practical jokes or other behavior which might confuse, startle or distract another worker (23).

- (h) **Mouth suction:** Do not use mouth suction for pipetting or starting a siphon (23, 32).
- (i) **Personal apparel:** Confine long hair and loose clothing (23, 158). Wear shoes at all times in the laboratory but do not wear sandals, perforated shoes, or sneakers (158).
- (j) **Personal housekeeping:** Keep the work area clean and uncluttered, with chemicals and equipment being properly labeled and stored; clean up the work area on completion of an operation or at the end of each day (24).
- (k) **Personal protection:**
 - Assure that appropriate eye protection (154-156) is worn by all persons, including visitors, where chemicals are stored or handled (22, 23, 33, 154).
 - Wear appropriate gloves when the potential for contact with toxic materials exists (157); inspect the gloves before each use, wash them before removal, and replace them periodically (157). (A table of resistance to chemicals of common glove materials is given p. 159).
 - Use appropriate (164-168) respiratory equipment when air contaminant concentrations are not sufficiently restricted by engineering controls (164-5), inspecting the respirator before use (169).
 - Use any other protective and emergency apparel and equipment as appropriate (22, 157-162).
 - Avoid use of contact lenses in the laboratory unless necessary; if they are used, inform supervisor so special precautions can be taken (155).
 - Remove laboratory coats immediately on significant contamination (161).
- (l) **Planning:** Seek information and advice about hazards (7), plan appropriate protective procedures, and plan positioning of equipment before beginning any new operation (22, 23).
- (m) **Unattended operations:** Leave lights on, place an appropriate sign on the door, and provide for containment of toxic substances in the event of failure of a utility service (such as cooling water) to an unattended operation (27, 128).
- (n) **Use of hood:** Use the hood for operations which might result in release of toxic chemical vapors or dust (198-9).
 - As a rule of thumb, use a hood or other local ventilation device when working with any appreciably volatile substance with a TLV of less than 50 ppm (13).
 - Confirm adequate hood performance before use; keep hood closed at all times except when adjustments within the hood are being made (200); keep materials stored in hoods to a minimum and do not allow them to block vents or air flow (200).
 - Leave the hood "on" when it is not in active use if toxic substances are stored in it or if it is uncertain whether adequate general laboratory ventilation will be maintained when it is "off" (200).
- (o) **Vigilance:** Be alert to unsafe conditions and see that they are corrected when detected (22).
- (p) **Waste disposal:** Assure that the plan for each laboratory operation includes plans and training for waste disposal (230).
 - Deposit chemical waste in appropriately labeled receptacles and follow all other waste disposal procedures of the Chemical Hygiene Plan (22, 24).
 - Do not discharge to the sewer concentrated acids or bases (231); highly toxic, malodorous, or lachrymatory substances (231); or any

substances which might interfere with the biological activity of waste water treatment plants, create fire or explosion hazards, cause structural damage or obstruct flow (242).

- (q) Working alone: Avoid working alone in a building; do not work alone in a laboratory if the procedures being conducted are hazardous (28).

2. Working with Allergens and Embryotoxins

- (a) **Allergens (examples: diazomethane, isocyanates, bichromates):**

Wear suitable gloves to prevent hand contact with allergens or substances of unknown allergenic activity (35).

- (b) **Embryotoxins (34-5) (examples: organomercurials, lead compounds, formamide):** If you are a woman of childbearing age, handle these substances only in a hood whose satisfactory performance has been confirmed, using appropriate protective apparel (especially gloves) to prevent skin contact.

Review each use of these materials with the research supervisor and review continuing uses annually or whenever a procedural change is made. Store these substances, properly labeled, in an adequately ventilated area in an unbreakable secondary container. Notify supervisors of all incidents of exposure or spills; consult a qualified physician when appropriate.

3. Work with Chemicals of Moderate Chronic or High Acute Toxicity

Examples: diisopropylfluorophosphate (41), hydrofluoric acid (43), hydrogen cyanide (45). Supplemental rules to be followed in addition to those mentioned above (Procedure B of "Prudent Practices", pp. 39-41):

- (a) **Aim:** To minimize exposure to these toxic substances by any route using all reasonable precautions (39).
- (b) **Applicability:** These precautions are appropriate for substances with moderate chronic or high acute toxicity used in significant quantities (39).
- (c) **Location:** Use and store these substances only in areas of restricted access with special warning signs (40, 229).
Always use a hood (previously evaluated to confirm adequate performance with a face velocity of at least 60 linear feet per minute) (40) or other containment device for procedures which may result in the generation of aerosols or vapors containing the substance (39); trap released vapors to prevent their discharge with the hood exhaust (40).
- (d) **Personal protection:** Always avoid skin contact by use of gloves and long sleeves (and other protective apparel as appropriate) (39). Always wash hands and arms immediately after working with these materials (40).
- (e) **Records:** Maintain records of the amounts of these materials on hand, amounts used, and the names of the workers involved (40, 229).
- (f) **Prevention of spills and accidents:** Be prepared for accidents and spills (41).
- Assure that at least 2 people are present at all times if a compound in use is highly toxic or of unknown toxicity (39).
 - Store breakable containers of these substances in chemically resistant trays; also work and mount apparatus above such trays or cover work and storage surfaces with removable, absorbent, plastic backed paper (40).
 - If a major spill occurs outside the hood, evacuate the area; assure that cleanup personnel wear suitable protective apparel and equipment (41).

- (g) **Waste:** Thoroughly decontaminate or incinerate contaminated clothing or shoes (41). If possible, chemically decontaminate by chemical conversion (40).
 - Store contaminated waste in closed, suitably labeled, impervious containers (for liquids, in glass or plastic bottles half-filled with vermiculite) (40).

4. **Work with Chemicals of High Chronic Toxicity**

(Examples: dimethylmercury and nickel carbonyl (48), benzo-a-pyrene (51), N-nitrosodiethylamine (54), other human carcinogens or substances with high carcinogenic potency in animals (38).)

Further supplemental rules to be followed, in addition to all these mentioned above, for work with substances of known high chronic toxicity (in quantities above a few milligrams to a few grams, depending on the substance) (47). (Procedure A of "Prudent Practices" pp. 47-50).

- (a) **Access:** Conduct all transfers and work with these substances in a "controlled area": a restricted access hood, glove box, or portion of a lab, designated for use of highly toxic substances, for which all people with access are aware of the substances being used and necessary precautions (48).
- (b) **Approvals:** Prepare a plan for use and disposal of these materials and obtain the approval of the Laboratory Supervisor (48).
- (c) **Non-contamination/Decontamination:** Protect vacuum pumps against contamination by scrubbers or HEPA filters and vent them into the hood (49). Decontaminate vacuum pumps or other contaminated equipment, including glassware, in the hood before removing them from the controlled area (49, 50).
Decontaminate the controlled area before normal work is resumed there (50).
- (d) **Exiting:** On leaving a controlled area, remove any protective apparel (placing it in an appropriate, labeled container) and thoroughly wash hands, forearms, face, and neck (49).
- (e) **Housekeeping:** Use a wet mop or a vacuum cleaner equipped with a HEPA filter instead of dry sweeping if the toxic substance was a dry powder (50).
- (f) **Medical surveillance:** If using toxicologically significant quantities of such a substance on a regular basis (e.g., 3 times per week), consult a qualified physician concerning desirability of regular medical surveillance (50).
- (g) **Records:** Keep accurate records of the amounts of these substances stored (229) and used, the dates of use, and names of users (48).
- (h) **Signs and labels:** Assure that the controlled area is conspicuously marked with warning and restricted access signs (49) and that all containers of these substances are appropriately labeled with identity and warning labels (48).
- (i) **Spills:** Assure that contingency plans, equipment, and materials to minimize exposures of people and property in case of accident are available (233-4).
- (j) **Storage:** Store containers of these chemicals only in a ventilated, limited access (48, 227, 229) area in appropriately labeled, unbreakable, chemically resistant, secondary containers (48, 229).

- (k) **Glove boxes:** For a negative pressure glove box, ventilation rate must be at least 2 volume changes/hour and pressure at least 0.5 inches of water (48). For a positive pressure glove box, thoroughly check for leaks before each use (49). In either case, trap the exit gases or filter them through a HEPA filter and then release them into the hood (49).
 - (l) **Waste:** Use chemical decontamination whenever possible; ensure that containers of contaminated waste (including washings from contaminated flasks) are transferred from the controlled area in a secondary container under the supervision of authorized personnel (49, 50, 233).
5. **Animal Work with Chemicals of High Chronic Toxicity**
- (a) **Access:** For large scale studies, special facilities with restricted access are preferable (56).
 - (b) **Administration of the toxic substance:** When possible, administer the substance by injection or gavage instead of in the diet. If administration is in the diet, use a caging system under negative pressure or under laminar air flow directed toward HEPA filters (56).
 - (c) **Aerosol suppression:** Devise procedures which minimize formation and dispersal of contaminated aerosols, including those from food, urine, and feces (e.g., use HEPA filtered vacuum equipment for cleaning, moisten contaminated bedding before removal from the cage, mix diets in closed containers in a hood) (55, 56).
 - (d) **Personal protection:** When working in the animal room, wear plastic or rubber gloves, fully buttoned laboratory coat or jumpsuit and, if needed because of incomplete suppression of aerosols, other apparel and equipment (shoe and head coverings, respirator) (56).
 - (e) **Waste disposal:** Dispose of contaminated animal tissues and excreta by incineration if the available incinerator can convert the contaminant to non-toxic products (238); otherwise, package the waste appropriately for burial in an EPA-approved site (239).

F. **Safety Recommendations**

The above recommendations from "Prudent Practices" do not include those which are directed primarily toward prevention of physical injury rather than toxic exposure. However, failure of precautions against injury will often have the secondary effect of causing toxic exposures. Therefore, we list below page references for recommendations concerning some of the major categories of safety hazards which also have implications for chemical hygiene:

1. Corrosive agents: (35-6)
2. Electrically powered laboratory apparatus: (179-92)
3. Fires, explosions: (26, 57-74, 162-64, 174-5, 219-20, 226-7)
4. Low temperature procedures: (26, 88)
5. Pressurized and vacuum operations (including use of compressed gas cylinders): (27, 75-101)

G. **Material Safety Data Sheets**

Material safety data sheets are presented in "Prudent Practices" for the chemicals listed below. (Asterisks denote that comprehensive material safety data sheets are provided).

*Acetyl peroxide (105)

*Acrolein (106)

- *Acrylonitrile
- Ammonia (anhydrous)(91)
- *Aniline (109)
- *Benzene (110)
- *Benzo[a]pyrene (112)
- *Bis(chloromethyl) ether (113)
- Boron trichloride (91)
- Boron trifluoride (92)
- Bromine (114)
- *Tert-butyl hydroperoxide (148)
- *Carbon disulfide (116)
- Carbon monoxide (92)
- *Carbon tetrachloride (118)
- *Chlorine (119)
- Chlorine trifluoride (94)
- *Chloroform (121)
- Chloromethane (93)
- *Diethyl ether (122)
- Diisopropyl fluorophosphate (41)
- *Dimethylformamide (123)
- *Dimethyl sulfate (125)
- *Dioxane (126)
- *Ethylene dibromide (128)
- *Fluorine (95)
- *Formaldehyde (130)
- *Hydrazine and salts (132)
- Hydrofluoric acid (43)
- Hydrogen bromide (98)
- Hydrogen chloride (98)
- *Hydrogen cyanide (133)
- *Hydrogen sulfide (135)
- Mercury and compounds (52)
- *Methanol (137)
- *Morpholine (138)
- *Nickel carbonyl (99)
- *Nitrobenzene (139)
- Nitrogen dioxide (100)
- N-nitrosodiethylamine (54)
- *Peracetic acid (141)
- *Phenol (142)
- *Phosgene (143)
- *Pyridine (144)
- *Sodium azide (145)
- *Sodium cyanide (147)
- Sulfur dioxide (101)
- *Trichloroethylene (149)
- *Vinyl chloride (150)

APPENDIX B TO 1910.1450

REFERENCES (NON-MANDATORY)

The following references are provided to assist the employer in the development of a Chemical Hygiene Plan. The materials listed below are offered as non-mandatory guidance. References listed here do not imply specific endorsement of a book, opinion, technique, policy or a specific solution for a safety or health problem. Other references not listed here may better meet the needs of a specific laboratory.

- (a) **Materials for the development of the Chemical Hygiene Plan:**
1. American Chemical Society, Safety in Academic Chemistry Laboratories, 4th edition, 1985.
 2. Fawcett, H.H. and W.S. Wood, Safety and Accident Prevention in Chemical Operations, 2nd edition, Wiley-Interscience, New York, 1982.
 3. Flury, Patricia A., Environmental Health and Safety in the Hospital Laboratory, Charles C. Thomas Publisher, Springfield IL, 1978.
 4. Green, Michael E. and Turk, Amos, Safety in Working with Chemicals, Macmillan Publishing Co., NY, 1978.
 5. Kaufman, James A., Laboratory Safety Guidelines, Dow Chemical Co., Box 1713, Midland, MI 48640, 1977.
 6. National Institutes of Health, NIH Guidelines for the Laboratory use of Chemical Carcinogens, NIH Pub. No. 81-2385, GPO, Washington, DC 20402, 1981.
 7. National Research Council, Prudent Practices for Disposal of Chemicals from Laboratories, National Academy Press, Washington, DC, 1983.
 8. National Research Council, Prudent Practices for Handling Hazardous Chemicals in Laboratories, National Academy Press, Washington, DC, 1981.
 9. Renfrew, Malcolm, Ed., Safety in the Chemical Laboratory, Vol. IV, J. Chem. Ed., American Chemical Society, Easlton, PA, 1981.
 10. Steere, Norman V., Ed., Safety in the Chemical Laboratory, J. Chem. Ed. American Chemical Society, Easlton, PA, 18042, Vol. I, 1967, Vol. II, 1971, Vol. III, 1974.
 11. Steere, Norman V., Handbook of Laboratory Safety, the Chemical Rubber Company Cleveland, OH, 1971.
 12. Young, Jay A., Ed., Improving Safety in the Chemical Laboratory, John Wiley & Sons, Inc. New York, 1987.
- (b) **Hazardous Substances Information:**
1. American Conference of Governmental Industrial Hygienists, Threshold Limit Values for Chemical Substances and Physical Agents in the Workroom Environment with Intended Changes, 6500 Glenway Avenue, Bldg. D-7, Cincinnati, OH 45211-4438.
 2. Annual Report on Carcinogens, National Toxicology Program U.S. Department of Health and Human Services, Public Health Service, U.S. Government Printing Office, Washington, DC, (latest edition).
 3. Best Company, Best Safety Directory, Vols. I and II, Oldwick, N.J., 1981.
 4. Bretherick, L., Handbook of Reactive Chemical Hazards, 2nd edition, Butterworths, London, 1979.
 5. Bretherick, L., Hazards in the Chemical Laboratory, 3rd edition, Royal Society of Chemistry, London, 1986.
 6. Code of Federal Regulations, 29 CFR part 1910 subpart Z. U.S. Govt. Printing Office, Washington, DC 20402 (latest edition).
 7. IARC Monographs on the Evaluation of the Carcinogenic Risk of chemicals to Man, World Health Organization Publications Center, 49 Sheridan Avenue, Albany, New York 12210 (latest editions).
 8. NIOSH/OSHA Pocket Guide to Chemical Hazards. NIOSH Pub. No. 85-114, U.S. Government Printing Office, Washington, DC, 1985 (or latest edition).

9. Occupational Health Guidelines, NIOSH/OSHA. NIOSH Pub. No. 81-123 U.S. Government Printing Office, Washington, DC, 1981.
10. Patty, F.A., Industrial Hygiene and Toxicology, John Wiley & Sons, Inc., New York, NY (Five Volumes).
11. Registry of Toxic Effects of Chemical Substances, U.S. Department of Health and Human Services, Public Health Service, Centers for Disease Control, National Institute for Occupational Safety and Health, Revised Annually, for sale from Superintendent of documents US. Govt. Printing Office, Washington, DC 20402.
12. The Merck Index: An Encyclopedia of Chemicals and Drugs. Merck and Company Inc. Rahway, N.J., 1976 (or latest edition).
13. Sax, N.I. Dangerous Properties of Industrial Materials, 5th edition, Van Nostrand Reinhold, NY., 1979.
14. Sittig, ABCD, Handbook of Toxic and Hazardous Chemicals, Noyes Publications. Park Ridge, NJ, 1981.

(c) **Information on Ventilation:**

1. American Conference of Governmental Industrial Hygienists Industrial Ventilation (latest edition), 6500 Glenway Avenue, Bldg. D-7, Cincinnati, Ohio 45211-4438.
2. American National Standards Institute, Inc. American National Standards Fundamentals Governing the Design and Operation of Local Exhaust SySTEMs ANSI Z 9.2-1979 American National Standards Institute, N.Y. 1979.
3. Imad, A.P. and Watson, C.L. Ventilation Index: An Easy Way to Decide about Hazardous Liquids, Professional Safety pp 15-18, April 1980.
4. - National Fire Protection Association, Fire Protection for Laboratories Using Chemicals NFPA-45, 1982.
 - Safety Standard for Laboratories in Health Related Institutions, NFPA, 56c, 1980.
 - Fire Protection Guide on Hazardous Materials, 7th edition, 1978.
 - National Fire Protection Association, Batterymarch Park, Quincy, MA 02269.
5. Scientific Apparatus Makers Association (SAMA), Standard for Laboratory Fume Hoods, SAMA LF7-1980, 1101 16th Street, NW., Washington, DC 20036.

(d) **Information on Availability of Referenced Material:**

1. American National Standards Institute (ANSI), 1430 Broadway, New York, NY 10018.
2. American Society for Testing and Materials (ASTM), 1916 Race Street, Philadelphia, PA 19103.

APPENDIX II: Lab Specific Safety Training Certification

The Northampton Community College Chemical Hygiene Plan requires that Chemical Hygiene Officers provide training their employees on the following topics:

- The location and availability of the OSHA Lab Standard, the laboratory's Chemical Hygiene Plan, chemical reference materials (such as safety data sheets), and permissible exposure limits for applicable chemicals;
- The signs and symptoms associated with exposure to the hazardous chemicals with which employees work;
- Detection methods and observations that may be used to detect the presence or release of a hazardous chemical in the lab (e.g. odor, monitoring equipment, or visual appearance);
- The physical and health hazards of the chemicals with which employees work. This includes the new provisions under the Globally Harmonized System (GHS). The new hazardous labeling methods (pictograms) are reviewed and included on the next page. Training is also provided by Flinn Scientific's GHS training video at <http://www.flinnsci.com/GHS>;
- Work practices, personal protective equipment, and emergency procedures to be used to ensure protection from overexposure to the hazardous chemicals with which employees work; and
- How to use personal protective equipment and limitations of personal protective equipment.

In addition to the training provided, it is the employee's responsibility to request information and training when unsure how to handle a hazardous chemical or laboratory procedure and to follow all health and safety rules while working in the lab.

Introduction to GHS – Pictograms



Acutely toxic



Oxidizer



Gas under pressure



**Burns skin
Damages eyes
Corrosive to metals**



**Explosive
Self-reactive
Organic peroxide**



**Acutely toxic (harmful), Irritant
to skin, eyes or respiratory tract,
Skin sensitizer**



**Flammable, Self-reactive,
Pyrophoric, Self-heating, Emits
flammable gas, Organic peroxide**



**Carcinogen, Mutagen, Reproductive
toxin, Respiratory sensitizer, Toxic
to target organs, Toxic if aspirated**



Toxic to aquatic life (optional)

APPENDIX III: CHEMICAL INVENTORY FORM

Laboratory: _____ Laboratory Supervisor: _____

Completed by: _____ Date: _____

Chemical/Trade Name	CAS #	Quantity (e.g. 7 gallons)
See Chemical Inventory on following pages		

NOTE: Maintain the original copy of this form in laboratory Chemical Hygiene Binder.
*****Make duplicate copies as necessary depending on how large your inventory is.*****

Chemical Inventory Northampton Community College: Bethlehem Campus
 Principal Investigator: April Todd Department: Chemistry Bethlehem Campus
 Date of Inventory Completion:

MANDATORY INFORMATION								OPTIONAL INFORMATION							
Chemical Description	CAS #	Physical state	# of containers	Quantity	Vendor	Building	Room	Storage Location within Room	Container Type	Vendor Catalog Number	Receipt Date	Expiration Date	Chemical Formula	Molecular Weight	Comments
Liquid Organics Flammable Cabinet#1															
Acetone	67-64-1	L	3	4 lt	Flinn	Penn	222								
Acetone	67-64-1	L	1	500 ml	Aldrich	Penn	222								
Acetonitrile	75-05-8	L	1	1 lt	Fisher	Penn	222								
Benzene	71-43-2	L	6	6 lt	Aldrich	Penn	222								
Benzene	71-43-2	L	1	1 lt	Flinn	Penn	222								
Chlorobutane	109-69-3	L	8	4 lt	Aldrich	Penn	222								
Cyclohexane	110-82-7	L	4	500 ml	Flinn	Penn	222								
Cyclohexane	110-82-7	L	4	2 lt	Aldrich	Penn	222								
Cyclohexene	110-83-8	L	1	1 lt	Aldrich	Penn	222								
1,2-Dichloroethane	107-06-2	L	3	2 lt	Sigma	Penn	222								
Diethyl Ether	60-29-7	L	5	4 lt	Alfa Aesar	Penn	222								
Diethyl Ether	60-29-7	L	5	1.5 lt	Aldrich	Penn	222								
Ethyl Alcohol	64-17-5	L	3	5 lt	Flinn	Penn	222								
Ethyl Alcohol	64-17-5	L	2	1 lt	Fisher	Penn	222								
Ethyl Alcohol	64-17-5	L	3	250 ml	Sigma	Penn	222								
Ethyl Acetate	141-78-6	L	1	1 lt	Flinn	Penn	222								
Hydrazine 35%	10217-52-4	L	1	200 g	Aldrich	Penn	222								
Isobutyl Acetate	110-19-0	L	1	1 lt	Aldrich	Penn	222								
Ligroin	8032-32-4	L	1	500 ml	Sigma	Penn	222								
Methyl Alcohol	67-56-1	L	7	14 lt	Flinn	Penn	222								
Methyl Alcohol HPLC	67-56-1	L	2	1 lt	Sigma	Penn	222								
Methyl Alcohol	67-56-1	L	2	500 ml	Aldrich	Penn	222								
Toluene	108-88-3	L	5	3 lt	Flinn	Penn	222								
Liquid Organics Flammable Cabinet#2															
n-Amyl Alcohol	71-41-0	L	3	1.2 lt	Flinn	Penn	222								
tert-Amyl Alcohol	75-85-4	L	1	1 lt	Aldrich	Penn	222								
Amyl Acetate	628-63-7	L	2	2 lt	Fisher	Penn	222								
Acetophenone	98-86-2	L	3	200 g	Aldrich	Penn	222								
Isoamyl Alcohol	123-51-3	L	1	100 ml	Aldrich	Penn	222								
Acetonitrile	75-05-8	L	1	4 lt	Fisher	Penn	222								
Benzaldehyde	100-52-7	L	4	400 ml	Flinn	Penn	222								
Benzaldehyde	100-52-7	L	1	1 kg	Sigma	Penn	222								
Benzenesulfonyl Chloride	98-09-9	L	1	100 g	Aldrich	Penn	222								
Bromobenzene	108-86-1	L	3	1.5 lt	Aldrich	Penn	222								
1-Bromobutane	109-65-9	L	1	1 kg	Sigma	Penn	222								
Benzoyl Chloride	98-88-4	L	1	500 ml	Baker	Penn	222								
Bromoethane	74-96-4	L	3	1.5 kg	Sigma	Penn	222								
1-Bromopentane 99%	110-53-2	L	1	250 ml	Aldrich	Penn	222								
1-Bromopropane 99%	106-94-5	L	1	500 ml	Aldrich	Penn	222								
n-Butyl Alcohol	71-36-3	L	2	1 lt	Flinn	Penn	222								
sec-Butyl Alcohol	78-92-2	L	1	500 ml	Flinn	Penn	222								
tert-Butyl Alcohol	75-65-0	L	1	500 ml	Flinn	Penn	222								
Butyl Acetate HPLC	123-86-4	L	1	100 ml	Sigma	Penn	222								
Butyl Acetate ACS Reagent	123-86-4	L	1	500 ml	Sigma	Penn	222								
sec-Butyl Benzene 99%	135-98-8	L	1	100 ml	Aldrich	Penn	222								
Butyl Benzene 99%	104-51-8	L	1	100 ml	Aldrich	Penn	222								
tert-Butyl Benzene 99%	98-06-6	L	1	250 ml	Aldrich	Penn	222								
Cyclohexanol	108-93-0	L	2	200 ml	Flinn	Penn	222								
Cyclohexanol 99%	108-93-0	L	1	1 lt	Sigma	Penn	222								
Diethylamine 99.5%	109-89-7	L	1	100 ml	Sigma	Penn	222								
N,N-Dimethylaniline 99%	121-69-7	L	1	100 ml	Sigma	Penn	222								
Decanal	112-31-2	L	1	100 g	Sigma	Penn	222								
Ethyl Acetoacetate 99%	141-97-9	L	1	1 kg	Aldrich	Penn	222								
Ethyl Heptanoate 99%	106-30-9	L	1	200 ml	Aldrich	Penn	222								
Ethyl Phenylacetate 99%	101-97-3	L	2	500 g	Aldrich	Penn	222								

Chemical Inventory Northampton Community College: Bethlehem Campus
Principal Investigator: April Todd Department: Chemistry Bethlehem Campus
Date of Inventory Completion:

Ethyl Trichloroacetate 97%	515-84-4	L	1	100 g	Aldrich	Penn	222										
----------------------------	----------	---	---	-------	---------	------	-----	--	--	--	--	--	--	--	--	--	--

Chemical Inventory Northampton Community College: Bethlehem Campus
 Principal Investigator: April Todd Department: Chemistry Bethlehem Campus
 Date of Inventory Completion:

MANDATORY INFORMATION								OPTIONAL INFORMATION							
Chemical Description	CAS #	Physical state	# of containers	Quantity	Vendor	Building	Room	Storage Location within Room	Container Type	Vendor Catalog Number	Receipt Date	Expiration Date	Chemical Formula	Molecular Weight	Comments
Heptaldehyde 95%	111-71-7	L	1	250 ml	Aldrich	Penn	222								
Heptane 99+%	142-82-5	L	1	100 ml	Aldrich	Penn	222								
1-Heptanol 98%	111-70-6	L	1	250 ml	Aldrich	Penn	222								
1-Heptanol	111-70-6	L	1	100 ml	Fluka	Penn	222								
3-Heptanone	106-35-4	L	1	250 ml	Aldrich	Penn	222								
3-Heptanone	106-35-4	L	1	250 ml	Kodak	Penn	222								
n-Heptane Lab Grade	142-82-5	L	1	500 ml	Flinn	Penn	222								
1-Heptene 97%	592-76-7	L	3	150 ml	Aldrich	Penn	222								
Hexmethylenediamine 98%	124-09-4	L	1	100 g	Aldrich	Penn	222								
Hexmethylenediamine/NaOH Soln	124-09-4/1310-73-2	L	7	700 ml	Aldrich	Penn	222								
Hexanal 99%	66-25-1	L	1	500 g	Aldrich	Penn	222								
Hexane 99%	110-54-3	L	2	1 lt	Aldrich	Penn	222								
3-Hexanol 99%	623-37-0	L	1	100 g	Aldrich	Penn	222								
1-Hexene 97%	592-41-6	L	2	200 ml	Aldrich	Penn	222								
Hexyl Acetate 98+%	142-92-7	L	1	500 g	Aldrich	Penn	222								
Hexyl Alcohol 98%	111-27-3	L	2	200 ml	Sigma	Penn	222								
Hexyl Amine 99%	111-26-2	L	3	300 ml	Aldrich	Penn	222								
Limonene 97%	138-86-3	L	1	500 g	Aldrich	Penn	222								
Mesitylene 98%	108-67-8	L	1	100 ml	Aldrich	Penn	222								
2-Methoxyethyl Ether 99%	111-96-6	L	1	500 ml	Aldrich	Penn	222								
2-Methylcyclohexanol 99%	583-59-5	L	1	500 ml	Aldrich	Penn	222								
3-Methyl-1-Butanol	123-51-3	L	3	2 lt	Sigma	Penn	222								
3-Methyl-1-Propanol 99+%	78-83-1	L	2	1 lt	Aldrich	Penn	222								
Nonyl Aldehyde 95%	124-19-6	L	3	300 ml	Aldrich	Penn	222								
n-Octane	111-65-9	L	1	500 ml	TCI	Penn	222								
2-Octanone 98%	111-13-7	L	1	500 g	Aldrich	Penn	222								
2-Octanone 98%	111-13-7	L	1	250 G	Sigma	Penn	222								
1-Octene 98%	111-66-0	L	2	200 ml	Aldrich	Penn	222								
Octyl Acetate 99+%	112-14-1	L	1	100 g	Aldrich	Penn	222								
Octyl Aldehyde 99%	124-13-0	L	1	500 ml	Aldrich	Penn	222								
Pentane 99+%	109-66-0	L	3	700 ml	Aldrich	Penn	222								
Pentane Lab Grade	109-66-0	L	1	100 ml	Flinn	Penn	222								
1-Pentanol 99%	71-41-0	L	3	1.2 lt	Sigma	Penn	222								
2-Pentanol 98%	6032-29-7	L	3	700 ml	Aldrich	Penn	222								
2-Pentanone 98+%	107-87-9	L	2	500 ml	Acros	Penn	222								
2-Pentanone 99%	107-87-9	L	1	1 lt	Acros	Penn	222								
2-Pentanone 90%	107-87-9	L	1	1 lt	Sigma	Penn	222								
3-Pentanone Practical	96-22-0	L	1	250 g	Baker	Penn	222								
1-Pentene 95%	109-67-1	L	1	250 ml	Aldrich	Penn	222								
Phenyl Isocyanate 99%	103-71-9	L	1	100 g	Acros	Penn	222								
1-Propanol 99.5%	71-23-8	L	1	500 ml	Sigma	Penn	222								
1-Propanol HPLC Grade	71-23-8	L	1	100 ml	Sigma	Penn	222								
Propionic Acid 99.5%	79-09-4	L	1	100 ml	Sigma	Penn	222								
1,2-Propanediol 99%	57-55-6	L	2	600 g	Sigma	Penn	222								
1-Triethylene Glycol	112-27-6	L	1	1 kg	Aldrich	Penn	222								
Tetraethylene Glycol	112-60-7	L	1	100 g	Aldrich	Penn	222								
Tetrahydrofuran 99+%	109-99-9	L	1	1 lt	Aldrich	Penn	222								
1,1,1-Trichloroethane 99+%	71-55-6	L	1	100 ml	Aldrich	Penn	222								
2,4,4-Trimethyl-1-Pentane 99%	107-39-1	L	1	100 g	Aldrich	Penn	222								
Valeraldehyde 97%	110-62-3	L	2	500 ml	Aldrich	Penn	222								
o-Xylene 97%	95-47-6	L	2	200 ml	Sigma	Penn	222								
O-Xylene	95-47-6	L	1	250 g	Eastman	Penn	222								
Solid Organics:															
Acetanilide Lab Grade	103-84-4	S	2	200 g	Flinn	Penn	222								
Acetanilide Reagent	103-84-4	S	1	100 g	Fisher	Penn	222								
Acetanilide 97%	103-84-4	S	2	200 g	Aldrich	Penn	222								
Acenaphthene 99%	83-32-9	S	1	100 g	Aldrich	Penn	222								

Chemical Inventory Northampton Community College: Bethlehem Campus
 Principal Investigator: April Todd Department: Chemistry Bethlehem Campus
 Date of Inventory Completion:

MANDATORY INFORMATION								OPTIONAL INFORMATION							
Chemical Description	CAS #	Physical state	# of containers	Quantity	Vendor	Building	Room	Storage Location within Room	Container Type	Vendor Catalog Number	Receipt Date	Expiration Date	Chemical Formula	Molecular Weight	Comments
Acetyl Salicylic Acid Lab Grade	50-78-2	S	6	600 g	Flinn	Penn	222								
Adipic Acid 99%	124-04-9	S	1	100 g	Aldrich	Penn	222								
Anthracene 97%	120-12-7	S	2	200 g	Aldrich	Penn	222								
L-Arginine 98%	74-79-3	S	1	100g	Sigma	Penn	222								
L-Ascorbic Acid 99%	50-81-7	S	2	200 g	Aldrich	Penn	222								
L-Ascorbic Acid 99+%	50-81-7	S	2	200 g	Aldrich	Penn	222								
L-Ascorbic Acid 99+%	50-81-7	S	1	100 g	Sigma	Penn	222								
Berberine Acid 99.5%	141433-60-5	S	1	10 g	Sigma	Penn	222								
Benzoic Acid Lab Grade	65-85-0	S	3	300 g	Flinn	Penn	222								
Biphenyl 99.5%	92-52-4	S	1	25 g	Aldrich	Penn	222								
Butyl 4-Hydroxybenzoate	94-26-8	S	1	250 g	Sigma	Penn	222								
trans-Cinnamic Acid 97%	140-10-3	S	4	350 g	Aldrich	Penn	222								
Citric Acid 99.5%	77-92-9	S	1	100 g	Sigma	Penn	222								
Citric Acid Lab Grade	77-92-9	S	1	100 g	Flinn	Penn	222								
Cyclododecanol 98%	1724-39-6	S	3	750 g	Fluka	Penn	222								
Cyclododecanone 99+%	830-13-7	S	2	200 g	Aldrich	Penn	222								
Dextrose Reagent	50-99-7	S	1	500 g	Flinn	Penn	222								
p-Dichlorobenzene Lab Grade	106-46-7	S	3	1 kg	Flinn	Penn	222								
Dimethyl Oxalate 99%	553-90-2	S	2	200 g	Aldrich	Penn	222								
3,5-Dinitrobenzoic Acid 99%	99-34-3	S	1	100 g	Aldrich	Penn	222								
3,5-Dinitrobenzoyl Chloride	99-33-2	S	1	25 g	Sigma	Penn	222								
2,4-Dinitrophenyl Hydrazine 97%	119-26-6	S	2	125 g	Aldrich	Penn	222								
2,4-Dinitrophenyl Hydrazine	119-26-6	S	1	10 g	Kodak	Penn	222								
Diphenylamine Reagent	122-39-4	S	1	1 lb	Baker	Penn	222								
Ethyl 4-Amino Benzoate 98%	94-09-7	S	3	300 g	Aldrich	Penn	222								
Ethyl 4-Hydroxybenzoate 99%	94-09-7	S	1	100 g	Aldrich	Penn	222								
Gelatin Lab Grade	9000-70-8	S	1	150 g	Flinn	Penn	222								
9-Fluorenone 98%	486-25-9	S	1	100 g	Aldrich	Penn	222								
2-Furoic Acid 98%	88-14-2	S	2	200 g	Aldrich	Penn	222								
Hydroquinone Lab Grade	123-31-9	S	2	200 g	Flinn	Penn	222								
1-Hexadecanol	36653-82-4	S	1	500 g	Baker	Penn	222								
Hydroxylamine Hydrochloride Reag	5470 11 1	S	1	1 lb	Baker	Penn	222								
Hydroxylamine Hydrochloride 98%	5470 11 1	S	1	100 g	Sigma	Penn	222								
Maleic Acid 99%	110-16-7	S	1	100 g	Aldrich	Penn	222								
Malonic Acid 99%	141-82-2	S	1	100 g	Sigma	Penn	222								
DL-Mandelic Acid Reagent	90-64-2	S	1	100 g	Spectrum	Penn	222								
Menthol 99.7%	89-78-1	S	1	100 g	Acros	Penn	222								
Menthol 99%	89-78-1	S	2	200 g	Sigma	Penn	222								
Menthol 99%	89-78-1	S	1	50 g	Aldrich	Penn	222								
4-Methoxyphenyl Acetic Acid 99%	104-01-8	S	3	300 g	Aldrich	Penn	222								
Methyl 4-Hydroxybenzoate ReagPlus	99-76-3	S	1	500 g	Sigma	Penn	222								
Molecular Sieves 8-12 Mesh	69912-79-4	S	1	1 kg	Aldrich	Penn	222								
Naphthalene Education Grade	91-20-3	S	1	50 g	Fisher	Penn	222								
Naphthalene 99+%	91-20-3	S	1	250 g	Aldrich	Penn	222								
Naphthalene Purified	91-20-3	S	1	1 lb	Fisher	Penn	222								
3-Nitrophthalic Acid 99%	603-11-2	S	4	400 g	Aldrich	Penn	222								
Oxalic Acid Certified	144-62-7	S	1	1 lb	Fisher	Penn	222								
Oxalic Acid Lab Grade	144-62-7	S	1	500 g	Flinn	Penn	222								
L-Phenylalanine 98%	63-91-2	S	1	100 g	Sigma	Penn	222								
Phenanthrene	85-01-8	S	1	50 g	Baker	Penn	222								
Phenyl Salicylate 99%	118-55-8	S	1	250 g	Aldrich	Penn	222								
Phenyl Salicylate	118-55-8	S	1	1 lb	Merck	Penn	222								
Periodic Acid 99%	10450-60-9	S	1	25 g	Sigma	Penn	222								
1,10-Phenanthroline Reagent	5144-89-8	S	1	5 g	Sigma	Penn	222								
Propyl 4-Hydroxybenzoate 99+%	94-13-3	S	1	250 g	Aldrich	Penn	222								
Polyvinyl Alcohol 99-98%	9002-89-5	S	1	1 kg	Baker	Penn	222								
Resorcinol Lab Grade	108-46-3	S	1	25 g	Flinn	Penn	222								
Salicylic Acid 99+%	69-72-7	S	1	100 g	Aldrich	Penn	222								
Salicylic Acid Lab Grade	69-72-7	S	1	100 g	Flinn	Penn	222								
Starch, Soluble	9005-84-9	S	2	1 kg	Flinn	Penn	222								

Chemical Inventory Northampton Community College: Bethlehem Campus
 Principal Investigator: April Todd Department: Chemistry Bethlehem Campus
 Date of Inventory Completion:

MANDATORY INFORMATION								OPTIONAL INFORMATION							
Chemical Description	CAS #	Physical state	# of containers	Quantity	Vendor	Building	Room	Storage Location within Room	Container Type	Vendor Catalog Number	Receipt Date	Expiration Date	Chemical Formula	Molecular Weight	Comments
Starch, Soluble Reagent	9057-07-2	S	1	500 g	ScienceKit	Penn	222								
Stearic Acid Reagent	57-11-4	S	3	1.5 kg	Flinn	Penn	222								
Succinic Acid 99%	150-90-3	S	1	500 g	Sigma	Penn	222								
Succinic Acid Reagent	150-90-3	S	1	500 g	Baker	Penn	222								
Sucrose Reagent	57-50-1	S	3	1.5 kg	Flinn	Penn	222								
Sulfanilamide 98%	63-74-1	S	1	100 g	Aldrich	Penn	222								
Taurine 99%	107-35-7	S	1	100 g	Sigma	Penn	222								
Tetrabutylammonium Bromide 98%	64-20-0	S	1	25 g	Sigma	Penn	222								
1-Tetrachloro-1,4-benzoquinone 99%	118-75-2	S	1	100 g	Aldrich	Penn	222								
1-Tetradecanol 97%	112-72-1	S	1	100 g	Aldrich	Penn	222								
Trichloroisocyanuric Acid 97%	87-90-1	S	1	250 g	Aldrich	Penn	222								
Tyrosine	60-18-4	S	1	5 g	Flinn	Penn	222								
DL-Tyrosine 99%	556-03-6	S	1	100 g	Flinn	Penn	222								
Uracil 99%	66-22-8	S	1	100 g	Sigma	Penn	222								
Urea 99%	57-13-6	S	1	100 g	Sigma	Penn	222								
Urea Lab Grade	57-13-6	S	1	650 g	Flinn	Penn	222								
Vanillin Reagent	121-33-5	S	2	200 g	Sigma	Penn	222								
Inorganic Salts Shelf #1															
Aluminum Oxide Reagent	1344-28-1	S	1	500 g	Flinn	Penn	223								
Aluminum Oxide 4-8 Mesh	1344-28-1	S	3	1.5 kg	Aldrich	Penn	223								
Aluminum Potassium Sulfate Reag	7784-24-9	S	1	500 g	Flinn	Penn	223								
Ammonium Chloride 99+%	12125-02-9	S	1	500 g	Aldrich	Penn	223								
Ammonium Chloride Reagent	12125-02-9	S	4	400 g	Flinn	Penn	223								
Ammonium Sulfate	7783-20-2	S	1	100 g	Flinn	Penn	223								
Calcium Chloride 4-8 Mesh	10043-52-4	S	2	1 kg	Flinn	Penn	223								
Calcium Chloride Dihydrate	10035-04-8	S	1	25 g	Flinn	Penn	223								
Calcium Chloride ACS Reag	10035-04-8	S	1	50 g	Aldrich	Penn	223								
Calcium Oxalate Monohydrate, 98%	5794-28-5	S	1	500 g	Acros	Penn	223								
Calcium Iodide	10102-68-8	S	1	100 g	Aldrich	Penn	223								
Copper (II) Chloride Hydrate	10125-13-0	S	1	500 g	Aldrich	Penn	223								
Copper (II) Chloride Dihydrate Reag	10125-13-0	S	1	100 g	Sigma	Penn	223								
Copper (II) Sulfate 98%	23254-43-5	S	2	200 g	Aldrich	Penn	223								
Copper (II) Sulfate Pentahydrate	7758-99-8	S	1	1 kg	Aldrich	Penn	223								
Inorganic Salts Shelf #2															
Cupric Sulfate Lab Grade	7758-98-7	S	1	500 g	Wards	Penn	223								
Cupric Sulfate Lab Grade	7758-98-7	S	2	1 kg	Flinn	Penn	223								
Cupric Sulfate Pentahydrate	7758-99-8	S	1	500 g	Flinn	Penn	223								
Copper (II) Sulfate Reagent	7758-98-7	S	1	500 g	Flinn	Penn	223								
Copper (II) Sulfate Lab Grade	7758-98-7	S	1	500 g	Scholar	Penn	223								
Ferric Chloride Purified	7705-08-0	S	1	500 g	Fisher	Penn	223								
Ferric Sulfate Reagent	7705-08-0	S	1	100 g	Fisher	Penn	223								
Ferrous Ammonium Sulfate Reagent	7783-85-9	S	1	100 g	Flinn	Penn	223								
Iron (III) Chloride Reagent	7758-94-3	S	1	100 g	Flinn	Penn	223								
Iron (III) Chloride Reagent	7758-94-3	S	1	500 g	Flinn	Penn	223								
Iron (III) Oxide 99+%	1317-61-9	S	1	500 g	Aldrich	Penn	223								
Iron (III) Sulfate Reagent	15244-10-7	S	1	500 g	Flinn	Penn	223								
Iron (III) Sulfate Lab Grade	15244-10-7	S	3	1 kg	Flinn	Penn	223								
Magnesium Bromide Hexahydrate	13446-53-2	S	1	250 g	Aldrich	Penn	223								
Magnesium Chloride 98%	7786-30-3	S	1	100 g	Aldrich	Penn	223								
Magnesium Chloride Hexahydrate	7791-18-6	S	1	250 g	EMD	Penn	223								
Magnesium Oxide Lab Grade	1309-48-4	S	3	1.5 kg	Flinn	Penn	223								
Inorganic Salts Shelf #3															
Magnesium Oxide Lab Grade	1309-48-4	S	2	1.0 kg	Flinn	Penn	223								
Magnesium Sulfate Heptahydrate	10034-99-8	S	2	200 g	Flinn	Penn	223								

Chemical Inventory Northampton Community College: Bethlehem Campus
 Principal Investigator: April Todd Department: Chemistry Bethlehem Campus
 Date of Inventory Completion:

MANDATORY INFORMATION								OPTIONAL INFORMATION							
Chemical Description	CAS #	Physical state	# of containers	Quantity	Vendor	Building	Room	Storage Location within Room	Container Type	Vendor Catalog Number	Receipt Date	Expiration Date	Chemical Formula	Molecular Weight	Comments
Magnesium Sulfate Anhydrous	7487-88-9	S	1	500 g	Flinn	Penn	223								
Nickel Sulfate, Lab Grade	7786-81-4	S	2	1.0 kg	Flinn	Penn	223								
Potassium Chloride Reagent	7447-40-7	S	2	1.0 kg	Flinn	Penn	223								
Potassium Hydrogen Phthalate Reag	877-24-7	S	1	500 g	Aldrich	Penn	223								
Potassium Hydrogen Phthalate ACS	877-24-7	S	1	500 g	Aldrich	Penn	223								
Potassium Iodide Lab Grade	7681-11-0	S	1	500 g	Flinn	Penn	223								
Potassium Sodium Tartrate ACS	6381-59-5	S	1	100 g	Aldrich	Penn	223								
Potassium Thiocyanate, Reag	333-20-0	S	1	100 g	Flinn	Penn	223								
Sand	14808-60-7	S	2	1.0 kg	Flinn	Penn	223								
Silicon 98.5%	7440-21-3	S	1	1.0 kg	Aldrich	Penn	223								
Inorganic Salts Shelf #4															
Sodium Acetate Reagent	127-09-3	S	2	1.0 kg	Flinn	Penn	223								
Sodium Bisulfate Reagent	7631-90-5	S	1	500 g	Flinn	Penn	223								
Sodium Bisulfite Tech	7681-38-1	S	2	1.0 kg	Aldrich	Penn	223								
Sodium Bisulfite Reag	7631-90-5	S	5	2.5 kg	Flinn	Penn	223								
Sodium Borate, Tetra	1330-43-4	S	1	100 g	Flinn	Penn	223								
Sodium Bromide Reagent	7647-15-6	S	1	500 g	Flinn	Penn	223								
Sodium Chloride Reagent	7647-14-5	S	2	1.0 kg	Flinn	Penn	223								
Sodium Chloride Rock Salt	7647-14-5	S	2	2.0 kg	Flinn	Penn	223								
Sodium Iodide Reagent	7681-82-5	S	1	25 g	Flinn	Penn	223								
Sodium Iodide 98%	7681-82-5	S	1	100 g	Aldrich	Penn	223								
Inorganic Salts Shelf #5															
Sodium Oxalate Reagent	62-76-0	S	4	2.0 kg	Flinn	Penn	223								
Sodium Phosphate Tribasic 98+%	10101-89-0	S	1	500 g	Aldrich	Penn	223								
Sodium Polyacrylate	9003 04 7	S	1	25 g	Flinn	Penn	223								
Sodium Silicate Lab Grade	1344-09-8	S	2	200 g	Flinn	Penn	223								
Sodium Silicate 99+%	1344-09-8	S	1	500 g	Aldrich	Penn	223								
Sodium Silicate 99+%	1344-09-8	S	2	1.0 kg	Sigma	Penn	223								
Sodium Silicate Anhydrous	1344-09-8	S	2	1.0 kg	Flinn	Penn	223								
Sodium Thiocyanate Certified	540-72-7	S	1	500 g	Fisher	Penn	223								
Sodium Thiosulfate 99%	540-72-7	S	1	250 g	Aldrich	Penn	223								
Sodium Thiosulfate Pentahydrate	10102-17-7	S	1	500 g	Aldrich	Penn	223								
Strontium Chloride Hexahydrate 99%	10025-70-4	S	1	100 g	Aldrich	Penn	223								
Zinc Chloride Reagent	7646-85-7	S	2	1.0 kg	Flinn	Penn	223								
Zinc Sulfate Hydrate 99.9%	7446-19-7	S	1	50 g	Aldrich	Penn	223								
Zinc Sulfate Heptahydrate Lab Grade	7446-20-0	S	1	200 g	Flinn	Penn	223								
Inorganic Oxidizer Reducer Shelf #7															
Aluminum Nitrate Nonahydrate 98%	7784-27-2	S	2	1.0 kg	Aldrich	Penn	223								
Ammonium Cerium (IV) Nitrate 98.5%	16774-21-3	S	1	250 g	Sigma-Aldrich	Penn	223								
Ammonium Nitrate Reagent	6484-52-2	S	2	100 g	Flinn	Penn	223								
Ammonium Dichromate 99%	7789 09 5	S	1	100 g	Aldrich	Penn	223								
Ammonium Persulfate, 98%	7727-54-0	S	1	500 g	Aldrich	Penn	223								
Ammonium Persulfate, Electropure	7727-54-0	S	1	50 g	Polyscienc	Penn	223								
Ammonium Thiocyanate	1762-95-4	S	1	500 g	Aldrich	Penn	223								
Barium Nitrate, 99+%	10022-31-8	S	1	500 g	Aldrich	Penn	223								
Calcium Nitrate	10124-37-5	S	1	500 g	Flinn	Penn	223								
Ceric Sulfate Reagent	13590-82-4	S	1	100 g	Kodak	Penn	223								
Cerium (IV) Sulfate	13590-82-4	S	1	100 g	Aldrich	Penn	223								
Chromium Nitrate Nonahydrate 99%	7789 02 8	S	1	500 g	Aldrich	Penn	223								
Cobalt (II) Nitrate Hexahydrate 99%	10026-22-9	S	1	100 g	Aldrich	Penn	223								
Cobalt (II) Nitrate Hexahydrate	10026-22-9	S	1	500 g	Flinn	Penn	223								
Copper (II) Nitrate	3251-23-8	S	2	1 Kg	Flinn	Penn	223								

Chemical Inventory Northampton Community College: Bethlehem Campus
 Principal Investigator: April Todd Department: Chemistry Bethlehem Campus
 Date of Inventory Completion:

MANDATORY INFORMATION								OPTIONAL INFORMATION							
Chemical Description	CAS #	Physical state	# of containers	Quantity	Vendor	Building	Room	Storage Location within Room	Container Type	Vendor Catalog Number	Receipt Date	Expiration Date	Chemical Formula	Molecular Weight	Comments
Inorganic Oxidizer Reducer Shelf #8															
Hydrogen Peroxide 30%	7722-84-1	L	2	1000 ml	Flinn	Penn	223								
Iron (III) Nitrate	7782-61-8	S	3	1500 g	Flinn	Penn	223								
Lead (II) Nitrate	10099-74-8	S	2	1000 g	Flinn	Penn	223								
Lead (II) Nitrate	10099-74-8	S	1	500 g	Aldrich	Penn	223								
Lead (II) Nitrate	10099-74-8	S	1	100 g	Aldrich	Penn	223								
Lead (II) Nitrate	10099-74-8	S	1	2 kg	Flinn	Penn	223								
Magnesium Nitrate Hexahydrate 99%	13446-18-9	S	2	1000 g	Aldrich	Penn	223								
Manganese Dioxide	1313-13-9	S	1	500 g	Frey	Penn	223								
Mercuric Nitrate	7783-34-8	S	1	100 g	Aldrich	Penn	223								
Mercury (I) Nitrate Monohydrate	7782-86-7	S	1	50 g	Aldrich	Penn	223								
Mercurous Nitrate	10415-75-5	S	1	100g	Flinn	Penn	223								
Nickel Nitrate Hexahydrate	13478-00-7	S	1	500 g	Aldrich	Penn	223								
Nickel (II) Nitrate	13138-45-9	S	1	500 g	Flinn	Penn	223								
Inorganic Oxidizer Reducer Shelf #9															
Potassium Chlorate	3811 04 9	S	1	100 g	Aldrich	Penn	223								
Potassium Chromate	7789-00-6	S	2	1000 g	Flinn	Penn	223								
Potassium Iodate	7758 05 6	S	1	25 g	Flinn	Penn	223								
Potassium Iodate	7758 05 6	S	2	1000 g	Flinn	Penn	223								
Potassium Nitrate	7757-79-1	S	3	1500 g	Flinn	Penn	223								
Potassium Nitrite 97%	7758-09-0	S	1	500 g	Aldrich	Penn	223								
Potassium Nitrite	7758-09-0	S	1	100 g	Flinn	Penn	223								
Potassium Permanganate	7722-64-7	S	2	200 g	Flinn	Penn	223								
Potassium Permanganate	7722-64-7	S	1	500 g	Flinn	Penn	223								
Potassium Permanganate	7722-64-7	S	1	500 g	Aldrich	Penn	223								
Silver Nitrate	7761-88-8	S	1	100 g	Flinn	Penn	223								
Sodium Bromate	7789-38-0	S	1	100 g	Aldrich	Penn	223								
Sodium Dichromate	13517-17-4	S	1	500 g	Wards	Penn	223								
Sodium Dichromate	13517-17-4	S	1	500 g	Flinn	Penn	223								
Sodium Nitrate	7631-99-4	S	1	500 g	Aldrich	Penn	223								
Sodium Iodate	7681-55-2	S	1	100 g	Aldrich	Penn	223								
Sodium Nitrite, 97%	7632-00-0	S	1	500 g	Aldrich	Penn	223								
Sodium Nitrite Reagent	7632-00-0	S	1	500 g	Flinn	Penn	223								
Strontium Nitrate 99+%	10042-76-9	S	1	500 g	Aldrich	Penn	223								
Zinc Nitrate Hexahydrate	10196-18-6	S	1	500 g	Flinn	Penn	223								
Shelf #10															
Drierite Desiccant-Anhydrous	7778-18-9	S	2	2 lb	Hammond	Penn	223								
Inorganics Toxics Hazardous Shelf #11															
Ammonium Oxalate, monohydrate	6009-70-7	S	1	500 g	Aldrich	Penn	223								
Ammonium Sulfide	12135-76-1	L	1	100 ml	Flinn	Penn	223								
Barium Chloride	10361-37-2	S	1	500 g	Flinn	Penn	223								
Barium Chloride Dihydrate	10326-27-9	S	1	500 g	Aldrich	Penn	223								
Cobalt Chloride Hexahydrate	7791-13-1	S	1	100 g	Aldrich	Penn	223								
Cobalt Chloride Hexahydrate	7791-13-1	S	1	100 g	Flinn	Penn	223								
Iodine	7553-56-2	S	1	100 g	Flinn	Penn	223								
Iodine (I0007)	7553-56-2	S	2	100 g	Flinn	Penn	223								
Lead II Acetate Trihydrate	6080-56-4	S	2	500 g	Aldrich	Penn	223								
Lithium Chloride	7447-41-8	S	1	500 g	Aldrich	Penn	223								
Manganese II Chloride Tetrahydrate	13446-34-9	S	1	100 g	Aldrich	Penn	223								

Chemical Inventory Northampton Community College: Bethlehem Campus
 Principal Investigator: April Todd Department: Chemistry Bethlehem Campus
 Date of Inventory Completion:

MANDATORY INFORMATION								OPTIONAL INFORMATION							
Chemical Description	CAS #	Physical state	# of containers	Quantity	Vendor	Building	Room	Storage Location within Room	Container Type	Vendor Catalog Number	Receipt Date	Expiration Date	Chemical Formula	Molecular Weight	Comments
Manganese II Sulfate Monohydrate	10034-96-5	S	3	100 g	Aldrich	Penn	223								
Mercury II Acetate	1600-27-7	S	2	100 g	Aldrich	Penn	223								
Mercury Chloride	7487-94-7	S	1	100 g	Aldrich	Penn	223								
Mercuric Oxide	21908-53-2	S	1	25 g	Flinn	Penn	223								
Nickel Chloride	7718-54-9	S	1	100 g	Flinn	Penn	223								
Nickel Chloride	7718-54-9	S	1	500 g	Flinn	Penn	223								
Potassium Cyanide	151-50-8	S	2	100 g	?	Penn	223								
Potassium Cyanide	151-50-8	S	1	100 g	Flinn	Penn	223								
Potassium Ferricyanide III	13746-66-2	S	1	100 g	Aldrich	Penn	223								
Potassium Ferricyanide 99+	13746-66-2	S	1	500 g	Aldrich	Penn	223								
Potassium Ferrocyanide Trihydrate	14459-95-1	S	1	500 g	Aldrich	Penn	223								
Potassium Thiocyanate	333-20-0	S	1	100 g	Aldrich	Penn	223								
Sodium Chromate	7775 11 3	S	1	1 lb	Flinn	Penn	223								
Sodium Fluoride	7681-49-4	S	1	500 g	?	Penn	223								
Sodium Fluoride	7681-49-4	S	1	100 g	Aldrich	Penn	223								
Zinc Chloride	7646-85-7	S	2	500 g	Flinn	Penn	223								
Inorganics Base Shelf #13															
Ammonium Hydroxide Conc.	1336-21-6	L	2	100 ml	Flinn	Penn	223								
Ammonium Hydroxide Conc.	1336-21-6	L	1	500 ml	Flinn	Penn	223								
Barium Carbonate	513-77-9	S	1	500 g	Aldrich	Penn	223								
Barium Hydroxide	17194-00-2	S	1	100 g	Flinn	Penn	223								
Barium Hydroxide	17194-00-2	S	1	500 g	Flinn	Penn	223								
Calcium Carbonate	471-34-1	S	1	100 g	Aldrich	Penn	223								
Calcium Carbonate	471-34-1	S	1	500 g	Aldrich	Penn	223								
Calcium Carbonate	471-34-1	S	6	500 g	Flinn	Penn	223								
Calcium Hydroxide	1305-62-0	S	2	100 g	Aldrich	Penn	223								
Inorganics Base Shelf #14															
Potassium Carbonate	584-08-7	S	1	500 G	Aldrich	Penn	223								
Potassium Hydrogen Carbonate	298-14-6	S	1	500 g	Aldrich	Penn	223								
Potassium Hydroxide	1310-58-3	S	1	100 g	Flinn	Penn	223								
Potassium Hydroxide	1310-58-3	S	1	100 g	Wards	Penn	223								
Potassium Hydroxide	1310-58-3	S	1	500 g	Flinn	Penn	223								
Potassium Hydroxide	1310-58-3	S	1	500 g	Aldrich	Penn	223								
Sodium Bicarbonate	144-55-8	S	2	500 g	Flinn	Penn	223								
Sodium Carbonate	497-19-8	S	1	500 g	Flinn	Penn	223								
Sodium Hydroxide	1310-73-2	S	4	500 g	Flinn	Penn	223								
Inorganics Metals Shelf #15															
Aluminum, Strips	7429-90-5	S	2	30 strips	Flinn	Penn	223								
Aluminum, Metal Shot	7429-90-5	S	1	100 g	Flinn	Penn	223								
Aluminum, Metal Shot	7429-90-5	S	1	500 g	Flinn	Penn	223								
Aluminum, Wire	7429-90-5	S	1	500 g	Flinn	Penn	223								
Bismuth, Shot, Tear Shaped	7440-69-9	S	1	500 g	Aldrich	Penn	223								
Bismuth, Shot, Elongated	7440-69-9	S	1	250 g	Aldrich	Penn	223								
Cadmium, Granular	7440-43-9	S	2	100 g	Aldrich	Penn	223								
Cadmium, Shot	7440-43-9	S	1	100 g	Aldrich	Penn	223								
Chromium, Pieces	7440-47-3	S	1	50 g	Aldrich	Penn	223								
Cobalt, Pieces	7440-48-4	S	1	50 g	Aldrich	Penn	223								
Cobalt, Pellets	7440-48-4	S	1	50 g	Flinn	Penn	223								
Copper, Strips, Bottle	7440-50-8	S	2	50 strips	Flinn	Penn	223								
Copper, Strips, Pkg/6	7440-50-8	S	8	Pkg/6	Flinn	Penn	223								
Copper, Shot	7440-50-8	S	2	500 g	Flinn	Penn	223								
Iron, Strips, Pkg/10	7439-89-6	S	5	Pkg/10	Flinn	Penn	223								

Chemical Inventory Northampton Community College: Bethlehem Campus
 Principal Investigator: April Todd Department: Chemistry Bethlehem Campus
 Date of Inventory Completion:

MANDATORY INFORMATION								OPTIONAL INFORMATION							
Chemical Description	CAS #	Physical state	# of containers	Quantity	Vendor	Building	Room	Storage Location within Room	Container Type	Vendor Catalog Number	Receipt Date	Expiration Date	Chemical Formula	Molecular Weight	Comments
Iron, Metal filings	7439-89-6	S	1	100 g	Flinn	Penn	223								
Lead, Metal Strips, Bottle	7439-92-1	S	1	12 strips	Flinn	Penn	223								
Lead, Metal Shot	7439-92-1	S	2	500 g	Flinn	Penn	223								
Magnesium, Chips	7439-95-4	S	1	25 g	Aldrich	Penn	223								
Magnesium, Chips, -4 to 30 mesh	7439-95-4	S	1	250 g	Aldrich	Penn	223								
Magnesium, Metal Ribbon	7439-95-4	S	2	rolls	Flinn	Penn	223								
Inorganics Metals Shelf #16															
Mercury, redistilled	7439-97-6	S	1	1/4 lb	Fisher	Penn	223								
Nickel, spheres, 6-16 mm	7440-02-0	S	1	250 g	Aldrich	Penn	223								
Nickel, shot	7440-02-0	S	2	300 g	Flinn	Penn	223								
Nickel, shot, lab grade	7440-02-0	S	1	500 g	Scholar	Penn	223								
Silver, foil, 0.005x2"	7440-22-4	S	2	10 g	Flinn	Penn	223								
Silver Wire	7440-22-4	S	1	20 g	Aldrich	Penn	223								
Tin, Mossy	7440-31-5	S	1	50 g	Flinn	Penn	223								
Tin, Rod, 6.0 mm	7440-31-5	S	1	20 g	Aldrich	Penn	223								
Tin, Shot	7440-31-5	S	2	500 g	Aldrich	Penn	223								
Tin, Foil 12"	7440-31-5	S	1	25 g	Flinn	Penn	223								
Tin, Granular, 20 mesh	7440-31-5	S	1	100 g	Flinn	Penn	223								
Tin, Strips, 2 sizes	7440-31-5	S	1	25 strips	Flinn	Penn	223								
Tungsten, Foil	7440-33-7	S	1	Piece	Aldrich	Penn	223								
Zinc, Metal, Granular, 20 Mesh	7440-55-3	S	7	500 g	Flinn	Penn	223								
Zinc, Shot	7440-55-3	S	1	500 g	Fisher	Penn	223								
Zinc, Granular, 30 Mesh	7440-55-3	S	1	500 g	Fisher	Penn	223								
Zinc, Dust	7440-55-3	S	2	500 g	Fisher	Penn	223								
Zinc, Mossy	7440-55-3	S	1	250 g	Flinn	Penn	223								
Flammable Solids Shelf #17															
Activated Carbon 60-100 mesh	7440-44-0	S	1	250 g	Aldrich	Penn	223								
Activated Carbon Norit, pellets	7440-44-0	S	1	500 g	Aldrich	Penn	223								
Magnesium, turnings	7439-95-4	S	1	500 g	Aldrich	Penn	223								
Sodium Hydrosulfite	7775-14-6	S	2	100 g	Aldrich	Penn	223								
Sodium Sulfide	1313-82-2	S	1	500 g	Aldrich	Penn	223								
Research Chemicals Penn 224															
Potassium Phosphate Dibasic Trihydrate	16788-57-1	S	2	500 g	Sigma	Penn	224								
Creatinine	60-27-5	S	1	25 g	Sigma	Penn	224								
Imidazole	1467-16-9	S	1	100 g	Sigma	Penn	224								
Xanthine	69-89-6	S	2	5 g	Sigma	Penn	224								
Ammonium Iodide	12027-06-4	S	1	100 g	Sigma	Penn	224								
4-Aminobenzoic Acid	150-13-0	S	1	50 g	Aldrich	Penn	224								
Tetramethylsilane	75-76-3	L	1	25 ml	Sigma	Penn	224								
Caffeine	58-08-2	S	1	100 g	Sigma	Penn	224								
Creatine Monohydrate	6020-87-7	S	1	100 g	Sigma	Penn	224								
Trans-Dehydroandrosterone (DHEA)	53-43-0	S	1	10 g	Sigma	Penn	224								
Nicotinic Acid	59-67-6	S	1	100 g	Sigma	Penn	224								
Salicylic Acid	69-72-7	S	1	100 g	Sigma	Penn	224								
L-Glutamic Acid Monosodium Salt	6106 04 3	S	1	100 g	Sigma	Penn	224								
Anthranilic Acid	118-92-3	S	1	100 g	Sigma	Penn	224								
Phthalic Acid	88-99-3	S	1	100 g	Sigma	Penn	224								
L-Aspartic Acid Sodium Salt Monohydrate	323194-76-9	S	1	25 g	Sigma	Penn	224								
Ibuprofen	15687-27-1	S	1	5 g	Sigma	Penn	224								
L-Histidine	71-00-1	S	1	25 g	Sigma	Penn	224								

Chemical Inventory Northampton Community College: Bethlehem Campus
 Principal Investigator: April Todd Department: Chemistry Bethlehem Campus
 Date of Inventory Completion:

MANDATORY INFORMATION								OPTIONAL INFORMATION							
Chemical Description	CAS #	Physical state	# of containers	Quantity	Vendor	Building	Room	Storage Location within Room	Container Type	Vendor Catalog Number	Receipt Date	Expiration Date	Chemical Formula	Molecular Weight	Comments
Biology Department															
Iodine Solution, Gram's	N/A	L	5	500 mL	Flinn & Ward's	Penn	235								
Methyl Red Indicator Solution	N/A	L	1	500 mL	Flinn	Penn	235								
Carbol Fuchsin, Kinyoun	N/A	L	2	500 mL	Carolina	Penn	235								
Oxidase Reagent Droppers	N/A	L	6	300 vials	BD	Penn	235								
Nitrate A Reagent Droppers	N/A	L	2	100 vials	BD	Penn	235								
Nitrate B Reagent Droppers	N/A	L	2	100 vials	BD	Penn	235								
Voges Proskauer B Reagent Droppers	N/A	L	5	250 vials	BD	Penn	235								
Maltose	6363-53-7	S	2	500 g	Flinn	Penn	233								
Lactose	64044-51-5	S	2	500 g	Carolina & Flinn	Penn	233								
Dextrose	492-62-6	S	3	500 g	Flinn	Penn	233								
Catechol	120-80-9	S	1	453 g	Fisher	Penn	233								
Sodium Desoxycholate	N/A	S	1	10 g	BD	Penn	233								
Triphenyl Tetrazolium Chloride	298-96-4	S	2	25 g	Flinn	Penn	233								
Starch	N/A	S	3	500 g	Flinn	Penn	233								
Potassium Iodide	7681-11-0	S	1	500 g	Flinn	Penn	233								
Calcium Chloride	10043-52-4	S	1	500 g	Flinn	Penn	233								
Sodium Chloride	7647-14-5	S	1	500 g	Flinn	Penn	233								
Potassium Nitrate		S	1	100 g	Aldrich	Penn	233								
Methyl Orange	547-58-0	S	1	25 g	Carolina	Penn	233								
Xylene Cyanol FF	2650-17-1	S	1	10 g	Sigma Aldrich	Penn	233								
Bromophenol Blue	62625-28-9	S	1	1 g	Carolina	Penn	233								
Safranin O	477-73-6	S	1	10 g	Carolina	Penn	233								
CaroSafe Concentrate		L	1	?	Carolina	Penn	233								
VP A		S	1	?	?	Penn	233								
Sodium Dodecyl Sulfate 10%		L	1	50 mL	Carolina	Penn	238	Genetics							
Ward's Quikview DNA Stain		L	1	60 mL	Ward's	Penn	238	Genetics							
2,6-Dichloroindophenol Sodium Salt hydrate	620-45-1	S	1	5 g	Sigma-Aldrich	Penn	238	Genetics							
Biotin	58-85-5	S	1	100 mg	Sigma-Aldrich	Penn	238	Genetics							
Malonic Acid Disodium Salt		S	1	100 g	Eastman Kodak	Penn	238	Genetics							
Sodium Citrate	6132.04.3	S	1	500 g	Fisher	Penn	238	Genetics							
Magnesium Chloride	7791-18-6	S	1	100 g	Fisher	Penn	238	Genetics							
Potassium Permanganate 2%	7722-64-7	L	2	250 mL	Carolina	Penn	238	Genetics							
Potassium Phosphate Monobasic	7778-77-0	S	1	25 g	Acros	Penn	238	Genetics							
Succinic Acid Disodium Salt		S	1	250 g	Eastman Kodak	Penn	238	Genetics							
Potassium Hydroxide 0.5N	1310-58-3	L	1	500 mL	Lab Chem	Penn	238	Genetics							
Congo Red	573-58-0	S	1	25 g	Sigma	Penn	238	Genetics							
Thionin acetate	78338-224	S	1	5 g	Acros	Penn	238	Genetics							
Tris Borate EDTA Buffer 20x (TBE)		L	2	500 mL	Carolina	Penn	238	Genetics							
SSC Buffer 20x		L	2	500 ml/1L	Carolina/Sigma	Penn	238	Genetics							
Tris Acetate EDTA Buffer 50x (TAE)		L	1	100 mL	Carolina	Penn	238	Genetics							
Tris Borate EDTA Buffer 5x (TBE)		L	1	500 mL	Scholar Chemistry	Penn	238	Genetics							
L-Histidine Hydrochloride Monohydrate	5934-29-2	S	1	100 g	Fisher	Penn	238	Genetics							
Carolina Blue DNA Stain	531-55-5	L	1	250 mL	Carolina	Penn	238	Genetics							
Chelex (100 Resin)	68954-42-7	S	5	25g/1.5g	Carolina	Penn	238	Genetics							
Potassium Phosphate Dibasic	7758.11.4	S	1	100 g	Sigma	Penn	238	Genetics							
Sodium Chloride	7647-14-5	S	1	500 g	JT Baker	Penn	238	Genetics							
Magnesium Chloride, 6-hydrate	7791-18-6	S	1	500 g	JT Baker	Penn	238	Genetics							
Sodium Acetate Anhydrous	127-09-03	S	1	500 g	Carolina	Penn	238	Genetics							
EDTA	60-00-4	S	1	500 g	Polysciences	Penn	238	Genetics							
Sodium Dodecyl Sulfate Electropure		S	1	100 g	Polysciences	Penn	238	Genetics							
Trichloroacetic Acid 6.1N		L	2	100 mL	Sigma	Penn	238	Genetics							
Sodium Azide 99%	26628-22-8	S	1	5 g	Acros	Penn	238	Genetics							
Buffer, Reference Standard pH 2		L	1	1 L	Ricca	Penn	239 Prep								
Buffer, Reference Standard pH 4		L	1	1 L	Ricca	Penn	239 Prep								

Chemical Inventory Northampton Community College: Bethlehem Campus
 Principal Investigator: April Todd Department: Chemistry Bethlehem Campus
 Date of Inventory Completion:

MANDATORY INFORMATION								OPTIONAL INFORMATION							
Chemical Description	CAS #	Physical state	# of containers	Quantity	Vendor	Building	Room	Storage Location within Room	Container Type	Vendor Catalog Number	Receipt Date	Expiration Date	Chemical Formula	Molecular Weight	Comments
Buffer, Reference Standard pH 6		L	1	1 L	Ricca	Penn	239								
Buffer, Reference Standard pH 7		L	4	1 L	VWR	Penn	239								
Buffer, Reference Standard pH 8		L	2	1 L/500 mL	Ricca/Flinn	Penn	239								
Buffer, Reference Standard pH 10		L	1	1 L	Ricca	Penn	239								
Buffer, Reference Standard pH 12		L	2	1 L/500 mL	Ricca/Flinn	Penn	239								
Sodium Hydroxide Solution 0.1 M	1310-73-2	L	7	500 mL	Flinn	Penn	239								
Biuret Test Solution		L	3	500 mL	Flinn	Penn	239	Prep							
Benedict's Qualitative Solution		L	2	4 L	Flinn	Penn	239	Prep							
Gram's Iodine Solution		L	1	500 mL	Ward's	Penn	239	Prep							
Silver Nitrate 0.1 M	7761-88-8	L	1	500 mL		Penn	239	Prep							
HCl Solution 0.1 M	7647-01-0	L	5	500 mL	Flinn	Penn	239	Prep							
Bromothymol Blue Indicator Solution		L	4	1L /500mL	Frey/Scholar/Flinn	Penn	239	Prep							
Ammonium Hydroxide 0.05 M	1336-21-6	L	2	250 mL		Penn	239	Prep							
Flash Blue Stain 10x Concentrate		L	1	7mL	Edvotek	Penn	239	Prep							
TBE Buffer 20x		L	2	500 mL	Carolina	Penn	239	Prep							
TBE Buffer 1x		L	6	1 L	Made from 20x	Penn	239	Prep							
Tris Borate EDTA Buffer 20x (TBE)		L	1	150 mL	Carolina	Penn	239	Prep							
Tris Acetate EDTA Buffer 50x (TAE)		L	1	100 mL	Carolina	Penn	239	Prep							
Carmine	1390-65-4	S	1	25 g	Fisher	Penn	239	Prep							
Agarose	9012-36-6	S	3	25 g	Carolina	Penn	239	Prep							
Agarose	9012-36-6	S	5	5 g	Carolina	Penn	239	Prep							
Cabbage extract		S	1	10 g	Flinn	Penn	239	Prep							
Glycerin	56-81-5	L	1	500 mL	Flinn/Ward's	Penn	239	Prep							
Thionin	581-6-6														
Acid alcohol		L	1	500 mL		Penn	233		Flamm.						
95% Ethanol		L	3	4L	Flinn	Penn	233		Flamm.						
Tris (Base)		S	1	500 g	JT Baker	Penn	233		Flamm.						
O-Xylene, Anhydrous, 97%	95-47-6	L	1	100 mL	Sigma	Penn	233		Flamm.						
Aceto-Carmine		L	1	100 mL	Carolina	Penn	233		Flamm.						
Diphenylamine	122-39-4	S	1	25 g	Carolina	Penn	233		Flamm.						
Permout Mounting Media		L	1	100 mL	Fisher	Penn	233		Flamm.						
Gram's Crystal Violet		L	5	500 mL	Flinn	Penn	233		Flamm.						
Loeffler's Bacterial Stain (Methylene Blue)		L	6	500 mL	Flinn	Penn	233		Flamm.						
Sudan IV Fat Stain		L	2	500 mL	Carolina	Penn	233		Flamm.						
Catechol	120-80-9	S	1	100 g	Carolina	Penn	233		Flamm.						
Safranin		L	4	500 mL	Flinn/Ward's	Penn	233		Flamm.						
Zinc dust	7440-66-6	S	1	100 g	Aldrich	Penn	233		Flamm.						
VP A Reagent Dropper		L	3	50 vials	BD	Penn	233		Flamm.						
Indole Reagent Droppers		L	3	50 vials	BD	Penn	233		Flamm.						

Chemical Inventory Northampton Community

MANDATORY INFORMATION								OPTIONAL INFORMATION							
Chemical Description	CAS #	Physical state	# of containers	Quantity	Vendor	Building	Room	Storage Location within Room	Container Type	Vendor Catalog Number	Receipt Date	Expiration Date	Chemical Formula	Molecular Weight	Comments
Acetone	67-64-1	L	1	250 mL		Penn	233	Flamm.							
Ether acetone (Chromotography solvent)		L	1	250 mL		Penn	233	Flamm.							
Agar Powder	9002-18-0	S	1	100 g	Carolina	Penn	233								
Bile Esculin Agar	N/A	S	2	500 g	Neogen & Hardy Diagnostics	Penn	233								
BiGGY Agar	N/A	S	1	500 g	HiMedia	Penn	233								
BBL Levin EMB Agar	N/A	S	2	500 g	BD	Penn	233								
Difco MacConkey Agar	N/A	S	1	500 g	BD	Penn	233								
BBL Mannitol Salt Agar	N/A	S	1	500 g	BD	Penn	233								
Mitis Salivarius Agar Base	N/A	S	1	500 g	HiMedia	Penn	233								
Motility Test Medium	N/A	S	2	500 g	HiMedia/Millipore	Penn	233								
BBL MR-VP Broth	N/A	S	1	500 g	BD	Penn	233								
Difco Mueller-Hinton Agar	N/A	S	1	500 g	BD	Penn	233								
Difco Nitrate Broth	N/A	S	1	500 g	BD	Penn	233								
BBL Phytone Peptone	N/A	S	1	454 g	BD	Penn	233								
Sabouraud Dextrose Agar	N/A	S	2	500 g	Neogen & Ward's	Penn	233								
Simmons Citrate Agar	N/A	S	2	500 g	Neogen & Ward's	Penn	233								
Snyder's Test Agar	N/A	S	1	500 g	Hardy Diagnostics	Penn	233								
Starch Agar	N/A	S	1	500 g	Hardy Diag.	Penn	233								
Difco Tryptone	N/A	S	1	454 g	ThermoFisher	Penn	233								
Difco Fluid Thioglycollate Medium	N/A	S	1	500 g	BD	Penn	233								
SIM Medium	N/A	S	2	500 g	Neogen & Ward's	Penn	233								
Difco Tryptic Soy Agar	N/A	S	1	2 kg	BD	Penn	233								
BBL Trypticase Soy Broth	N/A	S	2	500 g	BD	Penn	233								
Difco Urea Broth	N/A	S	2	500 g	BD	Penn	233								
Phenol Red Broth Base	N/A	S	1	500 g	HiMedia	Penn	233								
Difco D-Mannitol	N/A	S	2	500 g	BD	Penn	233								
Sodaria Crossing Agar		L	2	125 mL	Carolina	Penn	238								
Luria Broth Base		S	2	500 g	Carolina	Penn	238								
Luria Broth Agar Base		S	1	500 g	Carolina	Penn	238								
Prepared Agarose 0.8%		L	1	200 mL	Ward's	Penn	238								

Chemical Inventory Northampton Community

MANDATORY INFORMATION								OPTIONAL INFORMATION							
Chemical Description	CAS #	Physical State (L or S)	# of containers	Quantity	Vendor	Building	Room	Storage Location within Room	Container Type	Vendor Catalog Number	Receipt Date	Expiration Date	Chemical Formula	Molecular Weight	Comments
Molecular Sieves 4A -8/12	70955-01-0		0	1Kg		Kapp	224	48							
Aluminum (in strips)	7429-90-5		28	each		Kapp	224	51							
Brass (in strips)			11	each		Kapp	224	51							
Chromium (chunks)			1	100g		Kapp	224	51							
Copper (in strips)	7440-50-8		6	each		Kapp	224	51							
Gold (foil)			1	300 mg		Kapp	224	51							
Iron (in strips)			7	each		Kapp	224	51							
Lead (in chunks)	7439-92-1		33	each		Kapp	224	51							
Magnesium ribbon	7439-95-4		1	25g		Kapp	224	51							
Silver (in strips)	7440-22-4		2	each		Kapp	224	51							
Tin (in strips)			8	each		Kapp	224	51							
Titanium, wire	7440-32-6		1	2.2g		Kapp	224	51							
Tungsten, wire	7440-33-7		1	9.5g		Kapp	224	51							
Unknown metals (CHEM 135)	----		13	each		Kapp	224	51							
Zinc (in strips)	7440-66-6		16	each		Kapp	224	51							
Acetylsalicylic acid (aspirin), see Grey chem cab for 500g	50-78-2		1	100g		Kapp	224	58							
Nujol (mineral oil)	----		1	200mL		Kapp	224	58							
Salicylic Acid	69-72-7		2,2	100g, 500g		Kapp	224	59							
Silicon (powder)	7440-21-3		1	500g		Kapp	224	59							
Silicon lump	7440-21-3		1	100g		Kapp	224	59							
Silver Nitrate (liquid)	7761-88-8		1	100g		Kapp	224	59							
Silver Nitrate (solid)	7761-88-8		0	100g		Kapp	224	59							
Silver Nitrate 0.1M	7761-88-8		1	100mL		Kapp	224	59							
Sodium Acetate anhydrous	127-09-3		3	500g		Kapp	224	59							
Sodium Acetate trihydrate	6131-90-4		1	500g		Kapp	224	59							
Sodium Bisulfate	10034-88-5		1	500g		Kapp	224	59							
Sodium Bisulfite	7631-90-5		2	500g		Kapp	224	59							
Sodium Bromide	7647-15-6		3	500g		Kapp	224	59							
Sodium Carbonate Anhydrous	497-19-8		8,1	500g, 1kg		Kapp	224	59							
Sodium Chlorate	7775-09-09		1	500g		Kapp	224	59							
Sodium Chloride	7647-14-5		3,1	500g, 1kg		Kapp	224	59							
Sodium Chloride (Rock Salt)	7647-14-5		0	1kg		Kapp	224	59							
Sodium Chloride Solution Conductivity Stand.	7647-14-5		2	60mL		Kapp	224	59							
Sodium Chromate	7775-11-03		1	500g		Kapp	224	59							
Sodium Citrate	6132-04-03		2	500g		Kapp	224	59							
Sodium Dichromate	7789-12-0		1	500g		Kapp	224	59							
Sodium Dithionite	7775-14-6		1	500g		Kapp	224	59							
Sodium Dodecyl Sulfate (SDS) solid, SDS gel	151-21-3		1	100g		Kapp	224	59							
Sodium Fluoride	7681-49-4		1,1	125g/100g		Kapp	224	59							
Sodium Hydroxide	1310-73-2		1,1	100g, 500g		Kapp	224	59							
Sodium Iodide	7681-82-5		1,1	100g, 500g		Kapp	224	59							
Sodium Nitrate	7631-95-4		3	500g		Kapp	224	59							
Sodium Nitrite	7632-00-0		1	500g		Kapp	224	59							
Sodium Oxalate	62-76-0		1	500g		Kapp	224	59							
Sodium Phosphate (heptahydrate)	7782-85-6		3	500g		Kapp	224	59							
Sodium Phosphate (monohydrate)	10049-21-5		3	500g		Kapp	224	59							
Sodium Polyacrylate	----		1	500g		Kapp	224	59							
Sodium Potassium Tartrate	6381-59-5		1	500g		Kapp	224	59							
Sodium Sulfate	7757-82-6		1	500g		Kapp	224	59							
Sodium Thiocyanate	540-72-7		1	500g		Kapp	224	59							
Sodium Thiosulfate	7772-98-7		1	500g		Kapp	224	59							
Soluble Oxalate	62-76-0		1	100g		Kapp	224	59							
Stannous Chloride dihydrate			1	454g		Kapp	224	59							
Strontium Chloride	10025-70-4		1	500g		Kapp	224	59							
Sulfamic Acid	5329-14-6		1	100g		Kapp	224	59							
Sulfanilic Acid	121-57-3		1	100g		Kapp	224	59							
Sulfur	7704-34-9		1	25g		Kapp	224	59							
Phloroglucinol	6099-90-7		1	100g		Kapp	224	60							
Phthalic anhydride	85-44-9		1	454g		Kapp	224	60							
Potassium Acetate	127-08-2		1	500g		Kapp	224	60							
Potassium Carbonate	584-08-7		1	500g		Kapp	224	60							

Chemical Inventory Northampton Community

MANDATORY INFORMATION								OPTIONAL INFORMATION							
Chemical Description	CAS #	Physical State (L or S)	# of containers	Quantity	Vendor	Building	Room	Storage Location within Room	Container Type	Vendor Catalog Number	Receipt Date	Expiration Date	Chemical Formula	Molecular Weight	Comments
Potassium Chloride	7447-40-7		1	500g		Kapp	224	60							
Potassium Chromate	7789-00-6		1	500g		Kapp	224	60							
Potassium Dichromate	7778-50-9		1	100g		Kapp	224	60							
Potassium Hydrogen Phthalate (solution, powder)	877-24-7		1,1	500mL, 500g		Kapp	224	60							
Potassium Hydroxide	1310-58-3		1	2kg		Kapp	224	60							
Potassium Iodate	7788-05-06		1	500g		Kapp	224	60							
Potassium Iodide	7440-02-0		1,1	454g, 500g		Kapp	224	60							
Potassium Nitrate	7757-79-1		1,1	500g, 454g		Kapp	224	60							
Potassium Oxalate Monohydrate	7681-11-0		1	500g		Kapp	224	60							
Potassium Permanganate (solution, powder)	7722-64-7		1,1	500mL, 500g		Kapp	224	60							
Potassium phosphate	7778-77-0		1	500g		Kapp	224	60							
Potassium Phosphate Tribasic	7778-53-2		1	500g		Kapp	224	60							
Potassium Sodium Tartrate Tetrahydrate	304-59-6		1	500g		Kapp	224	60							
Potassium Sodium Tartrate Tetrahydrate	6387-59-5		1	500g		Kapp	224	60							
Potassium Thiocyanate	333-20-0		1	500g		Kapp	224	60							
Trichloroacetic Acid TCA	76-03-9		1	100g		Kapp	224	60							
DL-Phenylalanine	150-30-1		1	1g		Kapp	224	61							
DL-Tyrosine	556-03-6		1,1	25g, 1g		Kapp	224	61							
Hydroquinone	123-31-9		1,1	100g, 500g		Kapp	224	61							
L-Histidine Hydrochloride Monohydrate	5934-29-2		1	100g		Kapp	224	61							
Lipase	9001-62-1		0	25g		Kapp	224	61							
L-Phenylalanine	69-91-2		1	25g		Kapp	224	61							
Pepsin Merck	9001-75-6		0	250g		Kapp	224	61							
Resorcinol	108-46-3		1	25g		Kapp	224	61							
Trypsin	9002-07-07		0	25g		Kapp	224	61							
Tryptone (plastic cup)	91079-40-2		0	50g		Kapp	224	61							
Tyrosine	60-18-4 (L)		0	25g		Kapp	224	61							
Brilliant Blue R-250	6104-59-2		1	25g		Kapp	224	62							
Bromocresol Green	76-60-8		2	100mL		Kapp	224	62							
Bromophenol Blue	62625-28-9		0	5g		Kapp	224	62							
Bromothymol Blue Capsule	76-59-5		0	5pk		Kapp	224	62							
Bromothymol Blue Indicator (see sodium salt below)	34722-90-2		2	5g		Kapp	224	62							
Bromothymol Blue Solution	76-59-5		1	1liter		Kapp	224	62							
Bromothymol Blue, Sodium Salt	34722-90-2		0	5g		Kapp	224	62							
Bromphenol Blue (free acid)	115-39-9		1	25g		Kapp	224	62							
Bromphenol Blue Indicator Solution	115-39-9		2	100mL		Kapp	224	62							
Carbol Fushsin (liq)	108-95-2		1	Liter		Kapp	224	62							
Congo Red Indicator Solution	573-58-0		1	500mL		Kapp	224	62							
Coomassie brilliant blue G-250	6104-58-1		1	25g		Kapp	224	62							
Cresol Red Indicator Solution	1733-12-6		2	100ml		Kapp	224	62							
Ethidium Bromide	1239-45-8		1,1	10mL, 250mL		Kapp	224	62							
Folin's Reagent			1	10g		Kapp	224	62							
Fuchsin, Basic	569-61-9		1	10g		Kapp	224	62							
Malachite Green Oxalate	2437-29-8		2	10g		Kapp	224	62							
Methyl Red Indicator Solution	493-52-7		1	500mL		Kapp	224	62							
Methyl Violet Aqueous Staining Solution	N/A		1	20mL		Kapp	224	62							
Methyl Violet Satuated Alcoholic Solution	8004-87-3		1	100mL		Kapp	224	62							
Methylene Blue Solution	7220-79-3		1	500mL		Kapp	224	62							
N',N',N',N'-Tetramethyl-p-phenyl-enediamine dihydrochloride	637-01-4		2	5g		Kapp	224	62							
Phenol Red (liq)	N/A		3	500mL		Kapp	224	62							
Phenol Red, Free Acid	143-74-8		1	100g		Kapp	224	62							
Phenolphthalein Indicator Solution	77-09-8		1	500mL		Kapp	224	62							
Reactive Dye, Green	143-74-8		1	45g		Kapp	224	62							
Red Cabbage Jiffy juice (solid)			1	100g		Kapp	224	62							
Red Cabbage Juice	---		4	250mL		Kapp	224	62							
Rose Bengal	632-69-9		1	25 g		Kapp	224	62							
Safranin Counterstain (Liquid)	477-73-6		0	500ml		Kapp	224	62							
Safranin O (Solid)	477-73-6		1	100 g		Kapp	224	62							
Sudan III	85-86-9		1	5g		Kapp	224	62							
Thymol Blue	62625-21-2		1	1g		Kapp	224	62							
Thymol Blue Indicator Solution	76-61-9		2	100mL		Kapp	224	62							

Chemical Inventory Northampton Community

MANDATORY INFORMATION								OPTIONAL INFORMATION							
Chemical Description	CAS #	Physical State (L or S)	# of containers	Quantity	Vendor	Building	Room	Storage Location within Room	Container Type	Vendor Catalog Number	Receipt Date	Expiration Date	Chemical Formula	Molecular Weight	Comments
Universal Indicator Solution	7732-18-5		1	100mL		Kapp	224	62							
Luminol	521-31-3		1	5g		Kapp	224	63A-2							
1,4-Dimethoxybenzene, 98%	150-78-7		2,1	100g, 500g		Kapp	224	63A-2							
2,4-Dinitrophenylhydrazine	119-26-6		1	25g		Kapp	224	63A-2							
2,5-Dimethoxyaniline, 99+%	102-56-7		1	250g		Kapp	224	63A-2							
Alumina, Neutral	1344-28-1		1	500g		Kapp	224	63A-2							
Benzamide	55-21-0		1	100g		Kapp	224	63A-2							
Benzil	134-81-6		1,1	200g, 500g		Kapp	224	63A-2							
Benzophenone	119-61-9		1	500g		Kapp	224	63A-2							
dimethylamine Hydrochloride (solid)	506-59-2		1	1Kg		Kapp	224	63A-2							
hydroxyamine hydrochloride	11/1/70		0	100g		Kapp	224	63A-2							
Methylbenzoate	93-58-3		1,2	25g, 100mL		Kapp	224	63A-2							
p-Anisaldehyde, 99+%	123-11-5		4	5mL		Kapp	224	63A-2							
p-Dichlorobenzene	106-46-7		1	500g		Kapp	224	63A-2							
Sodium Borohydride	16940-66-2		1,2	25g/100g		Kapp	224	63A-2							
Sodium Borohydride (capslets)	16940-66-2		1	25g		Kapp	224	63A-2							
Sulfanilic Acid	121-57-3		0	100g		Kapp	224	63A-2							
Vanillin (solid)	121-33-5		1	100g		Kapp	224	63A-2							
1-phenylethylamine(a-Methylbenzylamine)	618-36-0		1	100mL		Kapp	224	63A-3							
1,6-Hexanediamine	124-09		0	500g		Kapp	224	63A-3							
1-Bromo-naphthalene	90-11-9		1	1g		Kapp	224	63A-3							
2,6-Dichloroindophenol	620-45-1		1	1g		Kapp	224	63A-3							
2',7'-Dichlorofluorescein	76-54-0		1	5g		Kapp	224	63A-3							
2-Bromobutane	78-76-2		1	250mL		Kapp	224	63A-3							
2-Chlorobutane	78-86-4		1	500mL		Kapp	224	63A-3							
3-nitrophthalic acid	603-11-2		1	100g		Kapp	224	63A-3							
4-Bromo-n,n-dimethylaniline, 98%	586-77-6		1,1	100g, 25g		Kapp	224	63A-3							
4-Chlorobenzotrifluoride	98-56-6		1	100 mL		Kapp	224	63A-3							
9-Aminoacridine hemihydrate	65944-23-2		1	1g		Kapp	224	63A-3							
Acetic Anhydride	108-24-7		5	500 mL		Kapp	224	63A-3							
Acetophenone	98-86-2		1,2	1L, 250mL		Kapp	224	63A-3							
Adipic Acid	124-04-9		1	500g		Kapp	224	63A-3							
Benzoic Acid	65-85-0		1	500g		Kapp	224	63A-3							
Benzylamine	100-46-9		1	100mL		Kapp	224	63A-3							
Biphenyl	92-52-4		1	1Kg		Kapp	224	63A-3							
Bromocresol Green chromatography	76-60-8		1	240ml		Kapp	224	63A-3							
Chloroform-d	865-49-6		1	100g		Kapp	224	63A-3							
Dicyclopentadiene	77-73-6		1	1 liter		Kapp	224	63A-3							
Diethylamine	109-89-7		2	500mL		Kapp	224	63A-3							
Hydrazine Hydrate 80%	10217-52-4		1	1 liter		Kapp	224	63A-3							
Methylene Chloride	75-09-2		1	1 liter		Kapp	224	63A-3							
N,N-Dimethylaniline	121-69-7		1	1 liter		Kapp	224	63A-3							
N',N-Dimethylformamide	68-12-2		1	500mL		Kapp	224	63A-3							
n-Butyl acetate	123-86-4		1	1 liter		Kapp	224	63A-3							
Ninhydrin chromatography spray	485-47-2		1	240mL		Kapp	224	63A-3							
p-Aminobenzoic acid	150-13-0		1	500g		Kapp	224	63A-3							
Paraformaldehyde	30525-89-4		1	500g		Kapp	224	63A-3							
Pyrole	109-97-7		1	100mL		Kapp	224	63A-3							
Rhodamine B	81-88-9		1	100g		Kapp	224	63A-3							
Sodium Dithionite (Sodium hyrosulfite)	7775-14-6		1	100g		Kapp	224	63A-3							
Sodium Dodecyl Sulfate (SDS) 10%	7732-18-5		1	50mL		Kapp	224	63A-3							
Sodium hydride	7646-69-7		1	250g		Kapp	224	63A-3							
Tetrahydrofuran	109-99-9		1,3	500mL, 100mL		Kapp	224	63A-3							
thionyl chloride	7719-09-07		0	100mL		Kapp	224	63A-3							
Thymolphthalein	125-20-2		1	5g		Kapp	224	63A-3							
Triethylene Glycol	112-27-6		1	1L		Kapp	224	63A-3							
Vanillin (liq)	121-33-5		1	500mL		Kapp	224	63A-3							
Sodium Bicarbonate	144-55-8		3,1,1	2.5Kg, 2Kg, 500g		Kapp	224	63B							
Sodium Carbonate Anhydrous	497-19-8		3,1	2.5Kg, 2Kg		Kapp	224	63B							
Sodium Hydroxide	1310-73-2		0	2Kg		Kapp	224	63B							
Sucrose	57-50-1		0	2Kg		Kapp	224	63B							

Chemical Inventory Northampton Community

MANDATORY INFORMATION								OPTIONAL INFORMATION							
Chemical Description	CAS #	Physical State (L or S)	# of containers	Quantity	Vendor	Building	Room	Storage Location within Room	Container Type	Vendor Catalog Number	Receipt Date	Expiration Date	Chemical Formula	Molecular Weight	Comments
Agarose Low EEO	9012-36-6		0	25g/100g		Kapp	222	Biot cab 222							
Albumin	9006-59-1		0	500g		Kapp	222	Biot cab 222							
Calcium Chloride	10043-52-4		0	500g		Kapp	222	Biot cab 222							
Charcoal	7440-44-0		0	500g		Kapp	222	Biot cab 222							
Dextrose	50-99-7		0	1Kg		Kapp	222	Biot cab 222							
Sodium Hydroxide	1310-73-2		0	500g		Kapp	222	Biot cab 222							
Starch potato	9005-25-8		0	500g		Kapp	222	Biot cab 222							
Sucrose	57-50-1		0	500g		Kapp	222	Biot cab 222							
3'3'5'5-Tetramethyl benzidine Liq	54827-17-7		2	100mL		Kapp	224	Biot refrigerator							
3'3'5'5-Tetramethyl benzidine solid	54827-17-7		1	1g		Kapp	224	Biot refrigerator							
Amylase fungal	9000-92-4		1	25g		Kapp	224	Biot refrigerator							
Bradford reagent			1	500mL		Kapp	224	Biot refrigerator							
Cellulase	9012-54-8		1	1g		Kapp	224	Biot refrigerator							
Cellulase purified	9012-54-8		1	1g		Kapp	224	Biot refrigerator							
Cellulase purified	9012-54-8		1	1g		Kapp	224	Biot refrigerator							
Glucose Assay reagent			1	20mL		Kapp	224	Biot refrigerator							
Lambda Phage DNA methylated	91080-14-7		1	1g		Kapp	224	Biot refrigerator							
Sephadex G-25	9041-35-4		1	100g		Kapp	224	Biot refrigerator							
Trichloroacetic Acid TCA	76-03-9		1	250g		Kapp	224	Biot refrigerator							
1-Naphthol	90-15-3		1,2,1	1Kg, 500g, 150g		Kapp	224	Blue Corrosive							
6-Amino-M-toluenesulfonic acid, p-Toluidine-2-sulfonic Acid	88-44-8		1	2Kg		Kapp	224	Blue Corrosive							
Benedicts Qualitative Solution	7732-18-5		1	4L		Kapp	224	Blue Corrosive							
Bromine	7726-95-6		1	1ml ampule		Kapp	224	Blue Corrosive							
Bromine, 5% in Glacial Acetic Acid			1	100mL		Kapp	224	Blue Corrosive							
Dichlorofluorescein	76-54-0		1	500mL		Kapp	224	Blue Corrosive							
Dimethyl Sulfoxide (DMSO)	67-68-5		3	1L		Kapp	224	Blue Corrosive							
Iodine	7553-56-2		4,3	100g, 20mL		Kapp	224	Blue Corrosive							
Iodine potassium iodide solution	7681-11-0		0	500mL		Kapp	224	Blue Corrosive							
Naphthalene	91-20-3		1	250g		Kapp	224	Blue Corrosive							
Pepsin Merck	9001-75-6		0	1/4lb		Kapp	224	Blue Corrosive							
Potassium Iodide Aqueous Solution 10% v/w	7681-11-0		0	500mL		Kapp	224	Blue Corrosive							
1,1,1-Trichloroethane	71-55-6		2	1L		Kapp	224	Blue flammable							
1-Bromobutane	109-65-9		1,1	500g, 250g		Kapp	224	Blue flammable							
1-Chloro-2-methylpropane	513-36-0		1	50g		Kapp	224	Blue flammable							
1-Chlorobutane	109-69-3		1,1	1L, 100mL		Kapp	224	Blue flammable							
1-hexanol	111-27-3		1	2.5L		Kapp	224	Blue flammable							
1-Hexene	592-41-6		2,2	1L, 100mL		Kapp	224	Blue flammable							
2-butanone, methyl ethyl ketone	78-93-3		6	500mL		Kapp	224	Blue flammable							
2-hexanol	626-93-7		1	500mL		Kapp	224	Blue flammable							
3-Heptanone	106-35-4		1	250mL		Kapp	224	Blue flammable							
Acetone	67-64-1		3,1	4L, 300mL		Kapp	224	Blue flammable							
Acetone Chromatography Solvent	67-64-1		1	100mL		Kapp	224	Blue flammable							
Acetonitrile	75-05-08		0	liter		Kapp	224	Blue flammable							
Amyl Acetate	628-63-7		2	500mL		Kapp	224	Blue flammable							
Benzaldehyde	100-52-7		1,1	100g, 500mL		Kapp	224	Blue flammable							
Benzene	71-43-2		1	liter		Kapp	224	Blue flammable							
Bromobenzene	108-86-1		1	100mL		Kapp	224	Blue flammable							
Bromoethane	74-96-4		1	1L		Kapp	224	Blue flammable							
Cyclohexane	110-82-7		6,2	500mL, 100mL		Kapp	224	Blue flammable							
Cyclohexanone	108-94-1		1	500mL		Kapp	224	Blue flammable							
Diethyl carbonate	105-58-8		1,2	100mL, 500mL		Kapp	224	Blue flammable							
Ethyl Acetate	141-78-6		1,1,1	4L, 1L, 500mL		Kapp	224	Blue flammable							
Ethyl Acetoacetate	141-78-6		1	liter		Kapp	224	Blue flammable							
Ethyl Benzoate	141-97-9		1,1	100g, 500g		Kapp	224	Blue flammable							
Ethyl Caproate	93-89-0		1	500 mL		Kapp	224	Blue flammable							
Ethylene Dichloride	123-66-0		1	500 mL		Kapp	224	Blue flammable							
Heptaldehyde	107-06-2		2	500 mL		Kapp	224	Blue flammable							
Heptane	142-82-5		2	500 mL		Kapp	224	Blue flammable							
Hexanediamine see 1,6-Hexanediamine	124-09-4					Kapp	224	Blue flammable							
Hexanes	110-54-3		2	4L		Kapp	224	Blue flammable							
Hexene see 1-Hexene	592-41-6					Kapp	224	Blue flammable							

Chemical Inventory Northampton Community

MANDATORY INFORMATION								OPTIONAL INFORMATION							
Chemical Description	CAS #	Physical State (L or S)	# of containers	Quantity	Vendor	Building	Room	Storage Location within Room	Container Type	Vendor Catalog Number	Receipt Date	Expiration Date	Chemical Formula	Molecular Weight	Comments
Isobutylbenzene	538-93-2		1	500mL		Kapp	224	Blue flammable							
Jones's Reagent			1	50mL		Kapp	224	Blue flammable							
Kovac's Aldehyde Reagent	100-10-7		2,2	100mL, 500mL		Kapp	224	Blue flammable							
Lucas Reagent			1	50mL		Kapp	224	Blue flammable							
Methyl propyl ketone	107-87-9		1	250mL		Kapp	224	Blue flammable							
Sodium methoxide	124-41-4		1	500mL		Kapp	224	Blue flammable							
tert-butyl chloride, 2-chloro-2-methyl propane	507-20-0		4,1	250mL, 500mL		Kapp	224	Blue flammable							
Tollen's Reagent			1	250mL		Kapp	224	Blue flammable							
Toluene	108-88-3		11	500 mL		Kapp	224	Blue flammable							
xylene	1330-20-7		1	500mL		Kapp	224	Blue flammable							
Phosphoric Acid 85%/o-Phosphoric Acid	7664-38-2		1,1	500mL, 100mL		Kapp	224	Blue Hazardous							
Propionic Acid	79-09-4		2,1	500mL, 100mL		Kapp	224	Blue Hazardous							
Nitric Acid, 15.8M	7697-37-2		2	500mL		Kapp	224	Blue Hazardous (Nitric)							
Sodium Chloride	7440-23-5		1	4kg		Kapp	224	Bucket							
Sucrose	57-50-1		0	5Kg		Kapp	224	Bucket							
Sucrose	57-50-1		0	4kg		Kapp	224	Bucket							
Acetanilide	103-84-4		1	500g		Kapp	224	Grey chem cab							
Acetylsalicylic acid (aspirin), see 58 for 100g	50-78-2		1	500g		Kapp	224	Grey chem cab							
Aluminum	7429-90-5		1	500g		Kapp	224	Grey chem cab							
Aluminum potassium sulfate	7784-24-9		1	10g		Kapp	224	Grey chem cab							
Amicillin	69-53-4		1	5g		Kapp	224	Grey chem cab							
Ammonium Acetate	631-61-8		1	500g		Kapp	224	Grey chem cab							
Ammonium Chloride	12125-02-9		2	500g		Kapp	224	Grey chem cab							
Ammonium Nitrate	6484-52-2		1,1	2.5kg, 500g		Kapp	224	Grey chem cab							
Ammonium Oxalate (used to make crystal violet)	6009-70-7		1	500g		Kapp	224	Grey chem cab							
Ammonium Sulfate	7783-20-2		2	500g		Kapp	224	Grey chem cab							
Ammonium Thiocyanate	1762-95-4		1	100g		Kapp	224	Grey chem cab							
Anthracene	120-12-7		2	100g		Kapp	224	Grey chem cab							
Ascorbic Acid	134-03-2		1	100g		Kapp	224	Grey chem cab							
Barium Carbonate	513-77-9		1	50g		Kapp	224	Grey chem cab							
Barium Chloride	10326-27-9		2	500g		Kapp	224	Grey chem cab							
Benzopurpurine	992-59-6		1	25g		Kapp	224	Grey chem cab							
Bile salts	None		1	25g		Kapp	224	Grey chem cab							
Bismuth	7440-69-9		1	100g		Kapp	224	Grey chem cab							
Boiling Stones	1344-28-1		3	250g		Kapp	224	Grey chem cab							
Boric Acid	10043-35-3		2	500g		Kapp	224	Grey chem cab							
Caffeine	58-08-2		1	100g		Kapp	224	Grey chem cab							
Calcium Carbonate	471-34-1		1,1	1kg, 20g		Kapp	224	Grey chem cab							
Calcium Chloride	10043-52-4		1,3	1lb, 500g		Kapp	224	Grey chem cab							
Calcium Chloride dihydrate	10035-04-8		1	500g		Kapp	224	Grey chem cab							
Calcium Hydroxide	1305-62-0		1	500g		Kapp	224	Grey chem cab							
Calcium Nitrate	13477-34-4		3	500g		Kapp	224	Grey chem cab							
Catechol	120-80-9		1,1	100g, 1g		Kapp	224	Grey chem cab							
Charcoal	7440-44-0		1,2	100g, 500g		Kapp	224	Grey chem cab							
Chromium	7440-47-3		1	25g		Kapp	224	Grey chem cab							
Chromium Trioxide	1333-82-0		1	100g		Kapp	224	Grey chem cab							
Citric Acid	5949-29-1		1	500g		Kapp	224	Grey chem cab							
Cobalt	7440-48-4		1	100g		Kapp	224	Grey chem cab							
Cobalt Nitrate	10026-22-9		1	500g		Kapp	224	Grey chem cab							
Copper (II) Chloride	7447-39-4		1	500g		Kapp	224	Grey chem cab							
Copper (II) Chloride - anhydrous	7447-39-4		1	100g		Kapp	224	Grey chem cab							
Copper (II) Nitrate (trihydrate)	10031-43-3		1	500g		Kapp	224	Grey chem cab							
Copper (II) nitrate hemi (pentahydrate)	19004-19-4		0	500g		Kapp	224	Grey chem cab							
Copper (II) Sulfate	7758-99-8		1,1	2kg, 500g		Kapp	224	Grey chem cab							
Copper (II) Sulfate Anhydrous	7758-98-7		1	500g		Kapp	224	Grey chem cab							
Copper shot	7440-50-8		1	500g		Kapp	224	Grey chem cab							
Dowex 50X2-50	12612-37-2		1	50g		Kapp	224	Grey chem cab							
Erythromycin	114-07-8		1	50g		Kapp	224	Grey chem cab							
Ethylendiamine Tetraacetic Acid (EDTA)	6381-92-6		2	100g		Kapp	224	Grey chem cab							
Ferric Sulfate (Iron (III) sulfate)	10028-22-5		1	500g		Kapp	224	Grey chem cab							
Ferrous Ammonium Sulfate	7783-85-9		1	500g		Kapp	224	Grey chem cab							

Chemical Inventory Northampton Community

MANDATORY INFORMATION								OPTIONAL INFORMATION							
Chemical Description	CAS #	Physical State (L or S)	# of containers	Quantity	Vendor	Building	Room	Storage Location within Room	Container Type	Vendor Catalog Number	Receipt Date	Expiration Date	Chemical Formula	Molecular Weight	Comments
Hydroxypropyl Cellulose	9004-64-2		1	500g		Kapp	224	Grey chem cab							
Iron (II) sulfate	7720-78-7		1	500g		Kapp	224	Grey chem cab							
Iron (III) Chloride	7705-08-0		1	100g		Kapp	224	Grey chem cab							
Iron (III) chloride hexahydrate	10025-77-1		1	500g		Kapp	224	Grey chem cab							
Iron (III) Nitrate	7782-61-8		1	500g		Kapp	224	Grey chem cab							
l-(+)-tartaric acid	87-69-4		1	500g		Kapp	224	Grey chem cab							
Lead	7439-92-1		1	500g		Kapp	224	Grey chem cab							
Lead Nitrate	10099-74-8		1,1	500g, 500mL		Kapp	224	Grey chem cab							
Lithium Chloride	7447-41-8		1	500g		Kapp	224	Grey chem cab							
Magnesium Chloride	7791-18-6		1	100g		Kapp	224	Grey chem cab							
Magnesium granular	7439-95-4		1	500g		Kapp	224	Grey chem cab							
Magnesium Nitrate	13446-18-9		1	100g		Kapp	224	Grey chem cab							
Magnesium Oxide	1309-48-4		1	500g		Kapp	224	Grey chem cab							
Magnesium Sulfate (anhydrous)	7487-88-9		3	500g		Kapp	224	Grey chem cab							
Magnesium Sulfate (heptahydrate)	10034-99-8		1	500g		Kapp	224	Grey chem cab							
Magnesium turnings Grinard	7439-95-4		1	100g		Kapp	224	Grey chem cab							
Magnesium turnings reagent grade	7439-95-4		1	500g		Kapp	224	Grey chem cab							
Maleic anhydride	108-31-6		1,1	25g, 500g		Kapp	224	Grey chem cab							
Manganese (II) Sulfate	15244-36-7		1	500g		Kapp	224	Grey chem cab							
Mercury	7439-97-6		2	50g		Kapp	224	Grey chem cab							
Mercury absorb			1	500g		Kapp	224	Grey chem cab							
Methyl Yellow (solid)	60-11-7		1	100g		Kapp	224	Grey chem cab							
Nickel Chloride	7791-20-0		2	500g		Kapp	224	Grey chem cab							
Nickel Nitrate	13478-00-7		1	500g		Kapp	224	Grey chem cab							
Nickel shot	7440-02-0		1	500g		Kapp	224	Grey chem cab							
Sand	14808-60-7		2	500g		Kapp	224	Grey chem cab							
Silica for column chromatography	112926-00-8		1,1	500g, 2.5Kg		Kapp	224	Grey chem cab							
Silica for TLC plates	7631-86-9		1	1Kg		Kapp	224	Grey chem cab							
Tin (shot)	7440-31-5		1	100g		Kapp	224	Grey chem cab							
TRIS	77-86-1		1	1Kg		Kapp	224	Grey chem cab							
Tris-Glycine-SDS Buffer 10X	77-86-1		1	250mL		Kapp	224	Grey chem cab							
Zinc (chunks)	7440-66-6		1	500g		Kapp	224	Grey chem cab							
Zinc (dust)	7440-66-6		1	500g		Kapp	224	Grey chem cab							
Zinc (granular)	7440-66-6		2	100g		Kapp	224	Grey chem cab							
Zinc (shots)	7440-66-6		1	500g		Kapp	224	Grey chem cab							
Zinc Chloride	7646-85-7		1	500g		Kapp	224	Grey chem cab							
Zinc Nitrate	10196-18-6		1	500g		Kapp	224	Grey chem cab							
Zinc Sulfate	7446-20-0		2	500g		Kapp	224	Grey chem cab							
Acetic Acid, 99.7%	64-19-7		1	2.5L, 500mL		Kapp	224	Grey Corrosive							
Ammonium Hydroxide Solution 14.8M	1336-21-6		1	500mL		Kapp	224	Grey Corrosive							
Ammonium Hydroxide Solution 3M	1336-21-6		0	500mL		Kapp	224	Grey Corrosive							
Ammonium Hydroxide Solution 6M	1336-21-6		2	500mL		Kapp	224	Grey Corrosive							
Ammonium sulfide	12135-76-1		0	100ml		Kapp	224	Grey Corrosive							
Biurets Solution	108-19-0		2	500mL		Kapp	224	Grey Corrosive							
Potassium Hydroxide, 0.1 M	1310-58-3		3	500 mL		Kapp	224	Grey Corrosive							
Sodium Hydroxide, 0.1M	1310-73-2		3,3	500mL, 100mL		Kapp	224	Grey Corrosive							
Sodium Hydroxide, 3M	1310-73-2		1	500mL		Kapp	224	Grey Corrosive							
6-Benzylaminopurine (BA) BAP	1214-39-7		1	25g		Kapp	224	Micro cab							
Agar Agar, Molecular Gastronomy	X000G3XRMP		1	454g		Kapp	224	Micro cab							
Agar, Bacteriological	9002-18-0		1	500g		Kapp	224	Micro cab							
Agar, Plant	9002-18-0		1	1kg		Kapp	224	Micro cab							
Agarose, powder	90-12-36-6		1,1	500g, 25g		Kapp	224	Micro cab							
Agarose, solution			1	400mL		Kapp	224	Micro cab							
Albumin (from eggs)	9006-59-1		0	500g		Kapp	224	Micro cab							
Bacto Casitone	9000-71-9		1	500g		Kapp	224	Micro cab							
Beef Extract	68990-09-0		1	500g		Kapp	224	Micro cab							
Biggy Agar	7757-83-7		1	500g		Kapp	224	Micro cab							
Bile Esculin Agar	531-75-9		1	500g		Kapp	224	Micro cab							
Calcium Sulfate hemihydrate	26499-65-0		1	500g		Kapp	224	Micro cab							
Cellulase	9012-54-8		1	25g		Kapp	224	Micro cab							
Dextrose, Glucose Anhydrous	50-99-7		1	2Kg		Kapp	224	Micro cab							

Chemical Inventory Northampton Community

MANDATORY INFORMATION								OPTIONAL INFORMATION							
Chemical Description	CAS #	Physical State (L or S)	# of containers	Quantity	Vendor	Building	Room	Storage Location within Room	Container Type	Vendor Catalog Number	Receipt Date	Expiration Date	Chemical Formula	Molecular Weight	Comments
D-Mannitol	69-65-8		1	500g		Kapp	224	Micro cab							
D-Sucrose (plant)	57-50-1		0	1Kg		Kapp	224	Micro cab							
Eosin Methylene Blue Agar, Levine	17372-87-1		2	500g		Kapp	224	Micro cab							
Ethylene Glycol	107-21-1		2	500mL		Kapp	224	Micro cab							
Fluid Thioglycollate Medium			0	500g		Kapp	224	Micro cab							
Glucose	50-99-7		1	2.5kg		Kapp	224	Micro cab							
Glycine (solid)	56-40-6		1	500g		Kapp	224	Micro cab							
Kaolin	1332-58-7		1	5g		Kapp	224	Micro cab							
Lactose	64044-51-5		0	500g		Kapp	224	Micro cab							
Lauryl Tryptose Broth	9015-54-7		1	500g		Kapp	224	Micro cab							
Lime Water tablet	1305-62-0		1	100 tabs		Kapp	224	Micro cab							
Lysine Decarboxylase Broth			1	500g		Kapp	224	Micro cab							
MacConkey Agar	8008-63-7		1	500g		Kapp	224	Micro cab							
Maltose	6363-53-7		1	500g		Kapp	224	Micro cab							
Manitol Salt Agar			1	500g		Kapp	224	Micro cab							
Micro Cellulose gel	9004-34-6		1	85g		Kapp	224	Micro cab							
Mitis Salivarius Agar			1	500g		Kapp	224	Micro cab							
Motility Test Medium			1	500g		Kapp	224	Micro cab							
MR-VP Broth Medium			1	500g		Kapp	224	Micro cab							
Mueller Hinton II Agar			1	500g		Kapp	224	Micro cab							
Nitrate Broth			1	500g		Kapp	224	Micro cab							
Nutrient Agar			0	100g		Kapp	224	Micro cab							
Nutrient Broth			0	100g		Kapp	224	Micro cab							
Peptone from gelatin, pancreatic digest	91079-43-5		1	500 g		Kapp	224	Micro cab							
Phenol Red Broth Base	143-74-8		1	500g		Kapp	224	Micro cab							
Phytone Peptone	91079-46-8		0	454g		Kapp	224	Micro cab							
Polyethylene Glycol 8000	25322-68-3		1	500g		Kapp	224	Micro cab							
Potassium Iodide	7681-11-0		0	500g		Kapp	224	Micro cab							
Potassium Nitrate	7757-79-1		0	500g		Kapp	224	Micro cab							
Sabouraud Dextrose Agar			1	500g		Kapp	224	Micro cab							
Select Phytone UF			1	500g		Kapp	224	Micro cab							
Sephadex C-25	61840-62-8		1	10g		Kapp	224	Micro cab							
Sim Medium			1	500g		Kapp	224	Micro cab							
Simmons Citrate Agar			1	500g		Kapp	224	Micro cab							
Snyder Test Agar			1	500g		Kapp	224	Micro cab							
Starch Agar			3	500g		Kapp	224	Micro cab							
Starch corn	9005-25-8		1	500g		Kapp	224	Micro cab							
Starch potato	9005-25-8		1	500g		Kapp	224	Micro cab							
Super-Duper Polymer Gel	25332-68-3		1	25g		Kapp	224	Micro cab							
Thioglycollate medium			0	500g		Kapp	224	Micro cab							
Triphenyl tetrazolium chloride	298-96-4		1	25g		Kapp	224	Micro cab							
Trizma Hydrochloride	1185-53-1		1	500g		Kapp	224	Micro cab							
Tryptic Soy Agar			1	500g		Kapp	224	Micro cab							
Tryptic Soy Agar Blood Base			2	500g		Kapp	224	Micro cab							
Tryptic Soy Broth			2	500g		Kapp	224	Micro cab							
Trypticase Soy Broth			1	500g		Kapp	224	Micro cab							
Trytose Agar			1	500g		Kapp	224	Micro cab							
Tween 20	9005-64-5		0	100mL		Kapp	224	Micro cab							
Urea	57-13-6		2	500g		Kapp	224	Micro cab							
Yeast Extract	8013-01-02		1	500g		Kapp	224	Micro cab							
α-Naphthaleneacetic acid (NAA)	86-87-3		1	25g		Kapp	224	Micro cab							
(R)-(-)-Carvone	6485-40-1		2	25mL		Kapp	224	Orange flammable (wooden)							
1-Butyl Alcohol (1-butanol)	71-36-3		1	1L		Kapp	224	Orange flammable (wooden)							
1-octanol	111-87-5		2	500mL		Kapp	224	Orange flammable (wooden)							
1-Pentanol	71-41-0		1	1L		Kapp	224	Orange flammable (wooden)							
1-Propyl Alcohol (1-propanol) (n-propyl alcohol)	71-23-8		3	500mL		Kapp	224	Orange flammable (wooden)							
2-Methylcyclohexanol	583-59-5		1,3	500mL, 250g		Kapp	224	Orange flammable (wooden)							
Borane tetrahydrofuran complex solution	14044-65-6		1	500mL		Kapp	224	Orange flammable (wooden)							
p-Toluenesulfonic Acid Monohydrate	6192-52-5		4	5g		Kapp	224	Orange flammable (wooden)							
2-bromo-2-methylpropane	507-19-7		1	500g		Kapp	224	Refrigerator							
3-Chloroperbenzoic acid	937-14-4		1	100g		Kapp	224	Refrigerator							

Chemical Inventory Northampton Community

MANDATORY INFORMATION								OPTIONAL INFORMATION							
Chemical Description	CAS #	Physical State (L or S)	# of containers	Quantity	Vendor	Building	Room	Storage Location within Room	Container Type	Vendor Catalog Number	Receipt Date	Expiration Date	Chemical Formula	Molecular Weight	Comments
6-Furfurylaminopurine Kinetin (Cytokinin)	525-79-1		0	1g		Kapp	224	Refrigerator							
Adipoyl chloride	111-50-2		0	100g		Kapp	224	Refrigerator							
Aluminum chloride	7446-70-0		2	100g		Kapp	224	Refrigerator							
Benzhydrol	91-01-0		1	100g		Kapp	224	Refrigerator							
Biotin D(+)	58-85-5		1	1g		Kapp	224	Refrigerator							
Cinnamic aldehyde	14371-10-9		1	100gm		Kapp	224	Refrigerator							
Crotyl chloride	591-97-9		1	25mL		Kapp	224	Refrigerator							
Diethyl dimethylmalonate	1619-62-1		2	10g		Kapp	224	Refrigerator							
Diethyl ether	60-29-7		12	1L		Kapp	224	Refrigerator							
Enteropluri Test			0	25/box		Kapp	224	Refrigerator							
Glycerol Liq	56-81-5		0	4L/500mL		Kapp	224	Refrigerator							
Grubbs Catalyst	172222-30-9		1	1g		Kapp	224	Refrigerator							
Hexanoic Acid	142-62-1		1	1L		Kapp	224	Refrigerator							
Hydrogen peroxide 3%	7722-84-1		3	473mL		Kapp	224	Refrigerator							
Hydroxylamine hydrochloride	11/1/70		1	100g		Kapp	224	Refrigerator							
Indol-3-Butyric Acid potassium salt	60096-23-3		0	25g		Kapp	224	Refrigerator							
Murashige & Skoog Basal Medium with Vitamins			0	50L (makes)		Kapp	224	Refrigerator							
Murashige modified Fern Multiplication Basal Medium			0	50L (makes)		Kapp	224	Refrigerator							
Trichloroacetic Acid	76-03-9		0	250g		Kapp	224	Refrigerator							
Urea Broth media			0	500g		Kapp	224	Refrigerator							
1-Amyl Alcohol see (1-Pentanol)	71-41-0					Kapp	224	Yellow flammable (metal)							
2-butanol see (sec-Butyl alcohol)	78-92-2					Kapp	224	Yellow flammable (metal)							
2-methyl-2-propanol see (tert-Butyl alcohol)	75-65-0					Kapp	224	Yellow flammable (metal)							
2-propanol (Isopropanol) 70%	67-63-0		2	473mL		Kapp	224	Yellow flammable (metal)							
2-propanol (Isopropanol) 91% (1qt= 0.9L)	67-63-0		0	liter/500mL		Kapp	224	Yellow flammable (metal)							
2-propanol (Isopropanol) 99%	67-63-0		3	3.8L		Kapp	224	Yellow flammable (metal)							
2-propanol (Isopropanol) reagent grade	67-63-0		2	4L		Kapp	224	Yellow flammable (metal)							
Acid Alcohol, 3% Hydrochloric Acid in 95% Ethanol			1	500mL		Kapp	224	Yellow flammable (metal)							
Benzyl Alcohol	100-51-6		1	500mL		Kapp	224	Yellow flammable (metal)							
Cyclohexanol	108-93-0		1,2	1L, 500mL		Kapp	224	Yellow flammable (metal)							
Ethyl Alcohol	64-17-5		1,1	500mL, 473mL		Kapp	224	Yellow flammable (metal)							
Ethyl Alcohol, 70%	64-17-5		1	3.8L		Kapp	224	Yellow flammable (metal)							
Ethyl Alcohol, 95%	64-17-5		1	4L		Kapp	224	Yellow flammable (metal)							
Isopropyl Alcohol (see 2-propanol)	67-63-0					Kapp	224	Yellow flammable (metal)							
sec-Butyl alcohol (2-butanol)	78-92-2		3	500mL		Kapp	224	Yellow flammable (metal)							
tert-Butyl Alcohol (2-methyl-2-propanol)	75-65-0		2,3	1L, 500mL		Kapp	224	Yellow flammable (metal)							
Hydrochloric Acid, 0.1 M	7647-01-0		12	500mL		Kapp	224	Yellow flammable (small)							
Hydrochloric Acid, 1 M	7647-01-0		1	1Liter		Kapp	224	Yellow flammable (small)							
Hydrochloric Acid, 12 M	7647-01-0		4	2.5L		Kapp	224	Yellow flammable (small)							
Hydrochloric Acid, 6 M	7647-01-0		0	4liter		Kapp	224	Yellow flammable (small)							
Sulfuric Acid, 0.1 M	7664-93-9		1	500mL		Kapp	224	Yellow flammable (small)							
Sulfuric Acid, 18 M	7664-93-9		2	500mL		Kapp	224	Yellow flammable (small)							
Isopentyl Alcohol (Isoamyl)	123-51-3		1,1	liter/500ml		Kapp	224	Yellow wooden flammable							
Methanol HPLC grade	67-56-1		1	4L		Kapp	224	Yellow wooden flammable							
Methanol, 70%	67-56-1		1	4L		Kapp	224	Yellow wooden flammable							
Methyl Alcohol (absolute)	67-56-1		1,1	4L, 500 mL		Kapp	224	Yellow wooden flammable							
Aminoacridine Hemihydrate see (9-Aminoacridine Hemihydrate)	65944-23-2					Kapp	224								
Amnobenzoic Acid see p-Amnobenzoic Acid	150-13-0					Kapp	224								
Carbon, Decolorizing (see charcoal)	7440-44-0					Kapp	224								
Chlorobenzotrifluoride see 4-Chlorobenzotrifluoride	98-56-6					Kapp	224								
Dichlorobenzene see p-Dichlorobenzene	541-73-1					Kapp	224								
Dichlorofluorescein see 2',7'-Dichlorofluorescein	76-54-0					Kapp	224								
Dichloroindophenol see 2,6-Dichloroindophenol	620-45-1					Kapp	224								
Dimethylaniline see N,N-Dimethylaniline	121-69-7					Kapp	224								
Dinitrophenylhydrazine see 2,4Dinitrophenylhydrazine	119-26-6					Kapp	224								
Disodium Salt see EDTA	6381-92-6					Kapp	224								
Nitrophthalic Acid see 3-Nitrophthalic Acid	603-11-2					Kapp	224								

APPENDIX IV: LABORATORY INSPECTION GUIDELINES AND FORM

The following guide has been developed to assist you in your scheduled safety surveillance of laboratories under your auspices as lab supervisor. This guide is by no means all encompassing, however information contained after each item should assist you in determining whether your area may be in full, partial or non-compliance.

Keep in mind that all Federal, State and College rules, recommendations, and regulations determine the compliance of our area concerning OSHA, EPA, DEP, CDC, and DOT.

1. Entrances, Exits, Hallways and Stairways - All entrances, exits, hallways and stairways must be clear and unobstructed.
2. Showers/Eye Wash Operative - Any area which deals with corrosive, flammable or otherwise hazardous material is required to have immediate access (within 75 feet) to eyewash and drench shower facilities. Eye wash bottles are not adequate equipment. All showers and eye wash equipment must be in full operational order and unobstructed. Monthly inspections are required.
3. Personal Protective Equipment - Personal Protective Equipment such as goggles, masks, gloves, and cover gowns must be readily available and not worn outside the immediate work areas. Lab coats and appropriate shoes shall be worn to avoid any contact with harmful materials.
4. Fire Extinguisher/Inspection and Location - All fire extinguishers must be inspected annually. Extinguishers must be properly mounted, unobstructed and be properly labeled for the intended use.
5. Pressurized Cylinders - All cylinders must be stored in proper locations. All cylinders must be secured in an upright position and properly restrained to prevent falling. Containers must be labeled for contents and usage. Maximum number of cylinders of a flammable gas shall be not more than 3 (10" x 50") per 500 square feet in an unsprinkled space or not more than 6 (10" x 50") in a sprinkled space of 500 square feet. Liquefied gas cylinders in laboratory work areas shall not exceed 3 cylinders (9" x 30") in a sprinkled space or exceed 2 cylinders (9" x 30") in an unsprinkled space.
6. Room Use Identification - All access doors must be marked when rooms or areas are being used for chemical, biological, or radioactive purposes as outlined in the Chemical Hygiene Plan. All doors must remain closed and the vision panel must remain unobstructed. Unattended labs shall be locked at all times.

7. UL Electrical Equipment and Cords - Only Underwriters Laboratories approved equipment and cords are authorized for use. Only UL listed multiple outlet strips equipped with 15 AMP circuit breakers are approved.
8. Laboratory chemical hood Operation - Face Velocities should be between 80 and 150 FPM at the working sash height with an optimum level of 100 FPM. The sash should never be higher than 12 inches except **when accessing equipment**. Hoods should not be located in high traffic areas or under air supply vents. The hood must have user spill protection and cup sinks must have spill guards.
9. Biological Safety Cabinets - Certification is required annually or any time the hood is moved or has had maintenance performed. Cabinets must not be located near high traffic areas or air supply ducts.
10. Hazardous Chemicals - All chemicals must be appropriately labeled and shall not be placed near or over floor drains. Flammable liquids must be stored in appropriate containers. There should be no more than 5 gallons of solvents or Class IA or IB flammables out in the lab per 100 sq. ft. No more than 10 gallons should be in specific storage cabinets per 100 sq. ft. For larger storage capacities and long-term storage of flammable and solvents and approved storage area should be used.
11. Hazardous Waste Disposal - Hazardous waste training is required for all employees who handle hazardous material.
12. Equipment and Utility Labeling - Refrigerators, ice machines and microwaves must be labeled for intended use. Food, personal medication, and hazardous materials shall not be housed in the same refrigerator. All utility and plumbing lines need to be labeled and indicate the product contained, i.e., gas, water, etc.
13. Location of Cut-off Valves/Circuit Breakers - All cut off valves and breakers must be properly labeled.
14. General Safety (Dress, Eating, Smoking, etc.) - Eating, drinking, smoking, and applying cosmetics is not permitted in a wet lab. Lab personnel shall not wear loose clothing (e.g. saris, dangling neckties, and overly large or ragged lab coats), skimpy clothing (e.g. shorts and/or halter-tops), torn clothing, or unrestrained long hair. Perforated shoes, sandals, or cloth sneakers are not to be worn in labs.
15. Use of Flame and Heat - No heat generating devices should be left unattended.
16. Ventilation - Airflow in most labs should be "negative" with respect to the corridor. Laboratory doors shall be kept closed when laboratory procedures are in progress. Volatile hazardous materials shall not be used on the open bench top.

17. Housekeeping/Drains Flushed - All unnecessary material, boxes, and containers must be disposed of in the appropriate manner. All drains, including floor drains and cup sinks should be flushed with water on a weekly basis to eliminate sewer odors. Proper housekeeping must be maintained to provide adequate clearance of sprinkler systems and emergency equipment.
18. Sharps (Glass, Scalpel, Blades, Syringes, Etc.) - All sharps, needles and glass must be disposed of in an approved, labeled container. Glass containers and other potentially sharp objects shall not be disposed of in common office refuse. Containers must not be overfilled and must be labeled and sealed for proper handling and disposal.
19. Emergency lighting - Where necessary, emergency lighting units shall be properly mounted and unobstructed. If emergency lighting exists, it should be checked periodically to ensure it is functional.
20. Emergency Plans/Posted Numbers - All emergency and contingency plans and evacuation routes shall be clearly posted in conspicuous places. A list of emergency numbers and contacts must be kept updated and posted on laboratory doors.
21. Safety Manuals - Manuals must be current and readily available for all employees.
22. Accidents Reported/Investigated - All accidents must be reported to the immediate supervisor for the completion of the appropriate form. File copies of reported incidents and accidents must be on hand, as well as the action taken to alleviate the safety hazard in the future.
23. Safety Training - This area is designated for lab safety training which is required by law.

Acronyms

CDC	Center for Disease Control
DOT	Department of Transportation
FPM	Feet per Minute
MSDS	Material Safety Data Sheets
SDS	Safety Data Sheets
OSHA	Occupational Safety and Health Administration
EPA	Environmental Protection Agency
DEP	Department of Environmental Protection
HMM	Hazardous Materials Management

LABORATORY SELF INSPECTION FORM

Department: _____ Building: _____ Room Number: _____

Inspector: _____

Lab Supervisor: _____ Inspection Date: _____

Chairman: _____ Re-inspection Due: _____

S=Satisfactory; U=Unsatisfactory

Item	S	U	Comment	Corrective Action Taken
1. Entrances, exits, hallways, stairways				
2. Showers/eye wash operative				
3. Personal protective equipment				
4. Fire extinguishers/inspection & location				
5. Pressurized cylinders: storage/usage label				
6. Room use identification/labeling				
7. UL Electrical equipment & cords				
8. Laboratory chemical hood operation				
9. Biological safety cabinets				
Certification				
Use				
10. Hazardous Chemicals				
Labeling				
Storage/amount/location				
Handling				

APPENDIX IV (cont'd)

Laboratory Self Inspection Form

Item	S	U	Comments	Corrective Action Taken
11. Hazardous Waste Disposal				
Training certificate				
Labeling				
Storage				
Disposal				
12. Equipment and utility labeling				
13. Location of cut-off valves/circuit breakers				
14. General safety (dress, eating, smoking, etc.)				
15. Use of flame and heat				
16. Ventilation				
17. Housekeeping/drains flushed				
18. Sharps (glass, scalpel, blades, syringe, etc.)				
19. Emergency lighting				
20. Emergency plan/posted numbers				
21. Safety manuals				
22. Accidents reported/investigated				
23. Safety training: Date: _____				
Subject: _____				

APPENDIX V: GLOVE SELECTION GUIDANCE

Resistant Properties of Selected Materials by Chemical Class

Chemicals	Butyl	CPE	Viton™/ neoprene	Natural rubber	Neoprene	Nitrile + PVC	Nitrile	PE	PVA	PVC	Viton	Butyl/ neoprene
Acids, carboxylic and aliphatic Unsubstituted Polybasic	R	r	r	**	rr rr	** rr	rr rr	NN rr	** n	** rr	**	R
Aldehydes Aliphatic and alicyclic Aromatic and heterocyclic	RR rr	NN	r n	** nn	NN nn	nn n	NN nn	** NN	NN rr	NN N	**	r r
Amides	rr			**	nn		nn	nn			nn	
Amines, aliphatic and alicyclic Primary Secondary Tertiary Polyamine	** ** ** **	** **	n n	NN NN ** NN	** nn ** **	 ** nn	rr ** **	 **	nn ** **	** NN ** NN	** nn rr rr	n
Cyanides					r							
Esters, carboxylic Formates			n							n		n
Acetates	**	**	n	NN	nn	nn	NN	NN	**	NN	n	**
Higher monobasic	nn	nn	**	NN	nn		nn	NN	rr	NN		**

Polybasic			r	r	r		**			rr		r
Aromatic phthalate	rr		r	**	**		**			nn	rr	r
Ethers Aliphatic	**	rr	**	NN	**	**	**		**	**		**
Halogen compounds Aliphatic, unsubstituted Aliphatic, substituted Aromatic, unsubstituted Polynuclear Vinyl halides	nn ** nn	nn nn	r r	NN NN N NN	NN rr nn	NN n	NN nn nn	NN NN	** **	NN NN N n n	** rr rr rr	n n
Heterocyclic compounds Epoxy compounds Furan derivatives	** nn		nn	**	nn		nn	NN	**	nn NN	NN nn	n
Hydrazines	**	nn	n	**	**		**		nn	**	**	n
Hydrocarbons Aliphatic and alicyclic Aromatic	N **	r rr	r r	NN NN	** NN	** NN	** **	** NN	** **	NN NN	RR RR	n r

Hydroxyl compounds												
Aliphatic and alicyclic	RR	rr	rr	nn	**	nn	**	**	**	**	rr	**
Primary	rr	rr	r	**	**	**	rr		rr	**	rr	r
Secondary	r		**	**	rr	rr	rr			**		**
Tertiary	**		r	**	**	**	**	**	nn	**	rr	r
Polyols												
Aromatic												
Inorganic acids	**	**	rr	**	**	**	**	**	n	**	rr	**
Inorganic base	r	r		RR	RR	**	RR	**	n	**	rr	r
Inorganic gases	**	r	n	n	r			**		**	**	**
Inorganic salts**	r		n	**	r	r	r			R		
Isocyanates				NN	n				rr			
Ketones, aliphatic	**	NN	n	NN	NN	N	**	NN	**	NN	NN	**
Nitriles, aliphatic	rr			NN	**			NN	rr	NN	rr	
Nitro compounds												
Unsubstituted	rr	r		NN	**		nn		**	**	**	
Organo-phosphorous compounds			r									r
Peroxides				r								
Sulfur compounds												
Thiols			**									n

Legend:

RR, R, rr and r represent positive degrees of resistance.

NN, N, nn and n represent degrees of poor resistance.

Double characters indicate that the rating is based on test data.

Single characters indicate that the rating is based on qualitative data.

Upper-case letters indicate a large body of consistent data.

Lower-case letters indicate either a small quantity of data or inconsistent information.

Asterisks (**) mean that the material varied considerably in its resistance to chemicals within a given class and data for specific chemicals should be used if available.

Butyl - Butyl rubber
PVC - Polyvinyl chloride
PE - Polyethylene

Natural rubber - same
CPE - Chlorinated polyethylene
Viton - same

Nitrile - Nitrile rubber
Neoprene - same
VitonTM/Neoprene - layered material, 1st
material on surface
Butyl/Neoprene - layered material, 1st
material on surface

Nitrile + PVC - Nitrile rubber + polyvinyl
chloride

PVA - Polyvinyl alcohol

Taken from CRC Handbook of Laboratory Safety, 3rd edition.

**Resistance to Chemicals of Common Glove Materials
(E=Excellent, G=Good, F=Fair, P=Poor)**

Chemical	Natural Rubber	Neoprene	Nitrile	Vinyl
Acetaldehyde	G	G	E	G
Acetic acid	E	E	E	E
Acetone	G	G	G	F
Acrylonitrile	P	G	-	F
Ammonium hydroxide	G	E	E	E
Aniline	F	G	E	G
Benzaldehyde	F	F	E	G
Benzene	P	F	G	F
Benzyl chloride	F	P	G	P
Bromine	G	G	-	G
Butane	P	E	-	P
Calcium hypochlorite	P	G	G	G
Carbon disulfide	P	P	G	F
Carbon tetrachloride	P	F	G	F
Chlorine	G	G	-	G
Chloroacetone	F	E	-	P
Chloroform	P	F	G	P
Chromic Acid	P	F	F	E
Cyclohexane	F	E	-	P
Dibenzylether	F	G	-	P
Dibutylphthalate	F	G	-	P
Diethanolamine	F	E	-	E
Diethyl ether	F	G	E	P
Dimethyl sulfoxide	-	-	-	-
Ethyl acetate	F	G	G	F
Ethylene dichloride	P	F	G	P
Ethylene glycol	G	G	E	E
Ethylene trichloride	P	P	-	P
Fluorine	G	G	-	G
Formaldehyde	G	E	E	E
Formic acid	G	E	E	E
Glycerol	G	G	E	E
Hexamine	P	E	-	P
Hydrobromic acid (40%)	G	E	-	E
Hydrochloric acid (conc)	G	G	G	E
Hydrofluoric acid (30%)	G	G	G	E
Hydrogen peroxide	G	G	G	E
Iodine	G	G	-	G
Methylamine	G	G	E	E
Methyl cellosolve	F	E	-	P
Methyl chloride	P	E	-	P
Methyl ethyl ketone	F	G	G	P
Methylene chloride	F	F	G	F
Monoethanolamine	F	E	-	E
Morpholine	F	E	-	E
Naphthalene	G	G	E	G
Nitric acid (conc)	P	P	P	G
Perchloric acid	F	G	F	E
Phenol	G	E	-	E
Phosphoric acid	G	E	-	E
Potassium hydroxide	G	G	G	E
Propylene dichloride	P	F	-	P
Sodium hydroxide	G	G	G	E
Sodium hypochlorite	G	P	F	G
Sulfuric acid (conc)	G	G	F	G
Toluene	P	F	G	F
Trichloroethylene	P	F	G	F
Tricresyl phosphate	P	F	-	F
Triethanolamine	F	E	E	E
Trinitrotoluene	P	E	-	P

Aromatic and halogenated hydrocarbons will attack all types of natural and synthetic glove materials. Should swelling occur, the user should change to fresh gloves and allow the swollen gloves to dry and return to normal.

No data on the resistance to dimethyl sulfoxide of natural rubber, neoprene, nitrile rubber, or vinyl materials are available; the manufacturer of the substance recommends the use of butyl rubber gloves.

Taken from Prudent Practices for Handling Hazardous Chemicals in Laboratories, 1981.

APPENDIX VI: EXAMPLES OF INCOMPATIBLE CHEMICALS

From: "Safety in Academic Chemistry Laboratories", American Chemical Society

Chemical	Is Incompatible With
Acetic acid	Chromic acid, nitric acid, hydroxyl compounds, ethylene glycol, perchloric acid, peroxides, permanganates
Acetylene	Chlorine, bromine, copper, fluorine, silver, mercury
Acetone	Concentrated nitric and sulfuric acid mixtures
Alkali and alkaline earth metals (such as powdered aluminum or magnesium, calcium, lithium, sodium, potassium)	Water, carbon tetrachloride or other chlorinated hydrocarbons, carbon dioxide, halogens
Ammonia (anhydrous)	Mercury (in manometers, for example), chlorine, calcium hypochlorite, iodine, bromine, hydrofluoric acid (anhydrous)
Ammonium nitrate	Acids, powdered metals, flammable liquids, chlorates, nitrites, sulfur, finely divided organic combustible materials
Aniline	Nitric acid, hydrogen peroxide
Arsenical materials	Any reducing agent
Azides	Acids
Bromine	See chlorine
Calcium oxide	Water
Carbon (activated)	Calcium hypochlorite, all oxidizing agents
Carbon tetrachloride	Sodium
Chlorates	Ammonium salts, acids, powdered metals, sulfur, finely divided organic or combustible materials
Chromic acid and chromium	Acetic acid, naphthalene, camphor, glycerol, alcohol, flammable liquids in general
Chlorine	Ammonia, acetylene, butadiene, butane, methane, propane (or other petroleum gases), hydrogen, sodium carbide, benzene, finely divided metals, turpentine
Chlorine dioxide	Ammonia, methane, phosphine, hydrogen sulfide
Copper	Acetylene, hydrogen peroxide
Cumene hydroperoxide	Acids (organic or inorganic)
Cyanides	Acids
Flammable liquids	Ammonium nitrate, chromic acid, hydrogen peroxide, nitric acid, sodium peroxide, halogens
Fluorine	All other chemicals

Hydrocarbons (such as butane, propane, benzene)	Fluorine, chlorine, bromine, chromic acid, sodium peroxide
Hydrocyanic acid	Nitric acid, alkali
Hydrofluoric acid (anhydrous)	Ammonia (aqueous or anhydrous)
Hydrogen peroxide	Copper, chromium, iron, most metals or their salts, alcohols, acetone, organic materials, aniline, nitromethane, combustible materials
Hydrogen sulfide	Fuming nitric acid, oxidizing gases
Hypochlorites	Acids, activated carbon
Iodine	Acetylene, ammonia (aqueous or anhydrous), hydrogen
Mercury	Acetylene, fulminic acid, ammonia
Nitrates	Sulfuric acid
Nitric acid (concentrated)	Acetic acid, aniline, chromic acid, hydrocyanic acid, hydrogen sulfide, flammable liquids, flammable gases, copper, brass, any heavy metals
Nitrites	Acids
Nitroparaffins	inorganic bases, amines
Oxalic acid	Silver, mercury
Oxygen	Oils, grease, hydrogen: flammable liquids, solids or gases
Perchloric acid	Acetic anhydride, bismuth and its alloys, alcohol, paper, wood, grease, oils
Peroxides, organic	Acids (organic or mineral), avoid friction, store cold
Phosphorus (white)	Air, oxygen, alkalis, reducing agents
Potassium	Carbon tetrachloride, carbon dioxide, water
Potassium chlorate	Sulfuric and other acids
Potassium perchlorate (see also chlorates)	Sulfuric and other acids
Potassium permanganate	Glycerol, ethylene glycol, benzaldehyde, sulfuric acid
Selenides	Reducing agents
Silver	Acetylene, oxalic acid, tartartic acid, ammonium compounds, fulminic acid
Sodium	Carbon tetrachloride, carbon dioxide, water
Sodium nitrite	Ammonium nitrate and other ammonium salts
Sodium peroxide	Ethyl or methyl alcohol, glacial acetic acid, acetic anhydride, benzaldehyde, carbon disulfide, glycerin, ethylene glycol, ethyl acetate, methyl acetate, furfural
Sulfides	Acids
Sulfuric acid	Potassium chlorate, potassium perchlorate, potassium permanganate (similar compounds of light metals, such as sodium, lithium)
Tellurides	Reducing agents

APPENDIX VIIa: LABORATORY SIGNAGE - BETHLEHEM

IN CASE OF EMERGENCY CALL 5588

Room Number: PENN 225,227,222,223,224,231
Department: AHS

CHO: William Magilton, III

Emergency Contacts for laboratory:

<u>Name</u>	<u>Office Location</u>	<u>Office Phone</u>	<u>Home Phone</u>
William Magilton	Penn 126B	Ext. 5558	267-905-8458
April Todd	Penn 231	Ext. 5446	610-295-9571
Safety & Security	T-Building	Ext. 5588	610-861-5588

Special Hazards/Instructions:

See Interior Storage Rooms

Prepared by: William Magilton

Date Posted: 8/15/2023

Note: The information in this sign must be revised at least every six months and immediately in the event of any change of emergency contacts or special hazards.

APPENDIX VIIb: LABORATORY SIGNAGE - MONROE

IN CASE OF EMERGENCY CALL 1911

Room Number: Kapp 222, 223, 224, & 225
Department: AHS

CHO: Danielle N. Ringhoff

Emergency Contacts for laboratory:

<u>Name</u>	<u>Office Location</u>	<u>Office Phone</u>	<u>Home Phone</u>
Danielle N. Ringhoff	Kapp 120-I	Ext. 1848	610-509-0118
Kanidss Schrader	Kapp 224	Ext. 1868	610-704-8062
Rachel Thatcher	Kapp 224	Ext. 1868	610-428-8115
Kristy Simms	Kapp 224	Ext. 1868	305-498-1940
Safety & Security	Keystone 101a	Ext. 1911	570-369-1911

Special Hazards/Instructions:

****See Interior Storage Rooms****

Prepared by: Danielle N. Ringhoff

Date Posted: 8/15/2023

Note: The information in this sign must be revised at least every six months and immediately in the event of any change of emergency contacts or special hazards.

APPENDIX VIII: Accident Reporting Procedures

All accidents must be reported to the Chemical Hygiene Officer and Safety & Security as quickly as possible.

STUDENT OR VISITOR ACCIDENTS

Any faculty or staff member witnessing or being informed of an accident involving a student or a visitor should report the accident using the College's Accident Report (Appendix XVI). A copy shall be retained by the Chemical Hygiene Officer and submitted to Safety & Security.

EMPLOYEE ACCIDENTS

Employee accidents should be reported to Safety & Security immediately by the employee's supervisor.

If an **employee** is injured and **DOES NOT SEEK MEDICAL ATTENTION** at this time, please complete the Accident Report in Appendix XVI and/or an incident report found in the lab technician's office (Penn 231 in Bethlehem, Kapp 224 at Monroe). A copy shall be retained by the Chemical Hygiene Officer and submitted to Safety & Security.

PROPERTY DAMAGE ACCIDENTS

Property Damage accidents such as fire, water, wind, theft, and other property damage claims are not reported on any one form. After a loss is discovered, the loss should be reported to the Academic Dean.

APPENDIX IX: SUBSTANCES CONSIDERED CARCINOGENIC BY OSHA

Based on National Toxicological Report KNOWN CARCINOGENS, 14th ANNUAL REPORT ON CARCINOGENS 2016

Substances or groups of substances, occupational exposures associated with a technological process, and medical treatments that are known and anticipated to be Carcinogenic.

REASONABLY ANTICIPATED TO BE CARCINOGENS 14th ANNUAL REPORT ON CARCINOGENS

NA = none assigned.

Known = Known to be a human carcinogen.

RAHC = Reasonably anticipated to be a human carcinogen.

CASRN	NAME OR SYNONYM	Listing in the 14 th RoC
50-00-0	Formaldehyde	<i>Known</i>
50-18-0	Cyclophosphamide	<i>Known</i>
50-29-3	Dichlorodiphenyltrichloroethane	<i>RAHC</i>
50-32-8	Benzo[<i>a</i>]pyrene (<i>see</i> Polycyclic Aromatic Hydrocarbons: 15 Listings)	<i>RAHC</i>
50-55-5	Reserpine	<i>RAHC</i>
51-52-5	Propylthiouracil	<i>RAHC</i>
51-79-6	Urethane	<i>RAHC</i>
52-24-4	Thiotepa	<i>Known</i>
53-70-3	Dibenz[<i>a,h</i>]anthracene (<i>see</i> Polycyclic Aromatic Hydrocarbons: 15 Listings)	<i>RAHC</i>
53-96-3	2-Acetylaminofluorene	<i>RAHC</i>
55-18-5	<i>N</i> -Nitrosodiethylamine (<i>see</i> <i>N</i> -Nitrosamines: 15 listings)	<i>RAHC</i>
55-86-7	Nitrogen Mustard Hydrochloride	<i>RAHC</i>
55-98-1	1,4-Butanediol Dimethanesulfonate	<i>Known</i>
56-23-5	Carbon Tetrachloride	<i>RAHC</i>
56-53-1	Diethylstilbestrol	<i>Known</i>
56-55-3	Benz[<i>a</i>]anthracene (<i>see</i> Polycyclic Aromatic Hydrocarbons: 15 Listings)	<i>RAHC</i>
56-75-7	Chloramphenicol	<i>RAHC</i>
57-14-7	1,1-Dimethylhydrazine	<i>RAHC</i>
57-41-0	Phenytoin (<i>see</i> Phenytoin and Phenytoin Sodium)	<i>RAHC</i>
57-57-8	β -Propiolactone	<i>RAHC</i>
57-83-0	Progesterone	<i>RAHC</i>

58-89-9	Lindane (<i>see</i> Lindane, Hexachlorocyclohexane [Technical Grade], and Other Hexachlorocyclohexane Isomers)	RAHC
59-89-2	<i>N</i> -Nitrosomorpholine (<i>see N</i> -Nitrosamines: 15 listings)	RAHC
60-11-7	4-Dimethylaminoazobenzene	RAHC
61-82-5	Amitrole	RAHC
62-44-2	Phenacetin (<i>see</i> Phenacetin and Analgesic Mixtures Containing Phenacetin)	RAHC
62-50-0	Ethylmethanesulfonate	RAHC
62-55-5	Thioacetamide	RAHC
62-56-6	Thiourea	RAHC
62-75-9	<i>N</i> -Nitrosodimethylamine (<i>see N</i> -Nitrosamines: 15 listings)	RAHC
63-92-3	Phenoxybenzamine Hydrochloride	RAHC
64-67-5	Diethyl Sulfate	RAHC
66-27-3	Methyl Methanesulfonate	RAHC
67-66-3	Chloroform	RAHC
67-72-1	Hexachloroethane	RAHC
68-22-4	Norethisterone	RAHC
70-25-7	<i>N</i> -Methyl- <i>N'</i> -nitro- <i>N</i> -nitrosoguanidine (<i>see N</i> -Nitrosamines: 15 listings)	RAHC
71-43-2	Benzene	Known
75-01-4	Vinyl Chloride (<i>see</i> Vinyl Halides [Selected])	Known
75-02-5	Vinyl Fluoride (<i>see</i> Vinyl Halides [Selected])	RAHC
75-07-0	Acetaldehyde	RAHC
75-09-2	Dichloromethane	RAHC
75-21-8	Ethylene Oxide	Known
75-27-4	Bromodichloromethane	RAHC
75-52-5	Nitromethane	RAHC
75-55-8	2-Methylaziridine	RAHC
75-56-9	Propylene Oxide	RAHC
77-09-8	Phenolphthalein	RAHC
77-78-1	Dimethyl Sulfate	RAHC
78-79-5	Isoprene	RAHC
79-01-6	Trichloroethylene	Known
79-06-1	Acrylamide	RAHC
79-44-7	Dimethylcarbamoyl Chloride	RAHC
79-46-9	2-Nitropropane	RAHC
81-49-2	1-Amino-2,4-dibromoanthraquinone	RAHC
82-28-0	1-Amino-2-methylantraquinone	RAHC
87-86-5	Pentachlorophenol (<i>see</i> Pentachlorophenol and By-products of Its Synthesis)	RAHC
88-06-2	2,4,6-Trichlorophenol	RAHC
88-72-2	<i>o</i> -Nitrotoluene	RAHC
90-04-0	<i>o</i> -Anisidine (<i>see o</i> -Anisidine and Its Hydrochloride)	RAHC
90-94-8	Michler's Ketone	RAHC
91-08-7	2,6-Toluene Diisocyanate (<i>see</i> Toluene Diisocyanates)	RAHC
91-20-3	Naphthalene	RAHC

91-23-6	<i>o</i> -Nitroanisole	RAHC
91-59-8	2-Naphthylamine	Known
91-94-1	3,3'-Dichlorobenzidine (<i>see</i> 3,3'-Dichlorobenzidine and Its Dihydrochloride)	RAHC
92-67-1	4-Aminobiphenyl	Known
92-87-5	Benzidine (<i>see</i> Benzidine and Dyes Metabolized to Benzidine)	Known
93-15-2	Methyleugenol	RAHC
94-59-7	Safrole	RAHC
95-06-7	Sulfallate	RAHC
95-53-4	<i>o</i> -Toluidine (<i>see</i> <i>o</i> -Toluidine and Its Hydrochloride)	Known
95-69-2	<i>p</i> -Chloro- <i>o</i> -toluidine (<i>see</i> <i>p</i> -Chloro- <i>o</i> -toluidine and Its Hydrochloride)	RAHC
95-80-7	2,4-Diaminotoluene	RAHC
95-83-0	4-Chloro- <i>o</i> -phenylenediamine	RAHC
96-09-3	Styrene-7,8-oxide	RAHC
96-12-8	1,2-Dibromo-3-chloropropane	RAHC
96-13-9	2,3-Dibromo-1-propanol	RAHC
96-18-4	1,2,3-Trichloropropane	RAHC
96-45-7	Ethylene Thiourea	RAHC
97-56-3	<i>o</i> -Aminoazotoluene	RAHC
98-07-7	Benzotrichloride	RAHC
98-82-8	Cumene	RAHC
98-95-3	Nitrobenzene	RAHC
100-42-5	Styrene	RAHC
100-75-4	<i>N</i> -Nitrosopiperidine (<i>see</i> <i>N</i> -Nitrosamines: 15 listings)	RAHC
101-14-4	4,4'-Methylenebis(2-chloraniline)	RAHC
101-61-1	4,4'-Methylenebis(<i>N,N</i> -dimethyl)benzenamine	RAHC
101-77-9	4,4'-Methylenedianiline (<i>see</i> 4,4'-Methylenedianiline and Its Dihydrochloride)	RAHC
101-80-4	4,4'-Oxydianiline	RAHC
101-90-6	Diglycidyl Resorcinol Ether	RAHC
106-46-7	1,4-Dichlorobenzene	RAHC
106-87-6	4-Vinyl-1-cyclohexene Diepoxide	RAHC
106-89-8	Epichlorohydrin	RAHC
106-93-4	1,2-Dibromoethane	RAHC
106-94-5	1-Bromopropane	RAHC
106-99-0	1,3-Butadiene	Known
107-06-2	1,2-Dichloroethane	RAHC
107-13-1	Acrylonitrile	RAHC
107-30-2	Chloromethyl Methyl Ether (<i>see</i> Bis(chloromethyl) Ether and Technical-Grade Chloromethyl Methyl Ether)	Known
110-00-9	Furan	RAHC
115-28-6	Chlorendic Acid	RAHC
116-14-3	Tetrafluoroethylene	RAHC
117-10-2	Danthron	RAHC
117-79-3	2-Aminoanthraquinone	RAHC

117-81-7	Di(2-ethylhexyl) Phthalate	RAHC
118-74-1	Hexachlorobenzene	RAHC
119-90-4	3,3'-Dimethoxybenzidine (<i>see</i> 3,3'-Dimethoxybenzidine and Dyes Metabolized to 3,3'-Dimethoxybenzidine)	RAHC
119-93-7	3,3'-Dimethylbenzidine (<i>see</i> 3,3'-Dimethylbenzidine and Dyes Metabolized to 3,3'-Dimethylbenzidine)	RAHC
120-71-8	<i>p</i> -Cresidine	RAHC
122-66-7	Hydrazobenzene	RAHC
123-91-1	1,4-Dioxane	RAHC
126-72-7	Tris(2,3-dibromopropyl) Phosphate	RAHC
126-99-8	Chloroprene	RAHC
127-18-4	Tetrachloroethylene	RAHC
131-52-2	Pentachlorophenol, Sodium Salt (<i>see</i> Pentachlorophenol and By-products of Its Synthesis)	RAHC
134-29-2	<i>o</i> -Anisidine Hydrochloride (<i>see</i> <i>o</i> -Anisidine and Its Hydrochloride)	RAHC
135-20-6	Cupferron	RAHC
136-35-6	Diazoaminobenzene	RAHC
136-40-3	Phenazopyridine Hydrochloride	RAHC
139-13-9	Nitilotriacetic Acid	RAHC
139-65-1	4,4'-Thiodianiline	RAHC
143-50-0	Kepone	RAHC
148-82-3	Melphalan	Known
154-93-8	Bis(chloroethyl) Nitrosourea (<i>see</i> Nitrosourea Chemotherapeutic Agents)	RAHC
189-55-9	Dibenzo[<i>a,i</i>]pyrene (<i>see</i> Polycyclic Aromatic Hydrocarbons: 15 Listings)	RAHC
189-64-0	Dibenzo[<i>a,h</i>]pyrene (<i>see</i> Polycyclic Aromatic Hydrocarbons: 15 Listings)	RAHC
191-30-0	Dibenzo[<i>a,l</i>]pyrene (<i>see</i> Polycyclic Aromatic Hydrocarbons: 15 Listings)	RAHC
192-65-4	Dibenzo[<i>a,e</i>]pyrene (<i>see</i> Polycyclic Aromatic Hydrocarbons: 15 Listings)	RAHC
193-39-5	Indeno[1,2,3- <i>cd</i>]pyrene (<i>see</i> Polycyclic Aromatic Hydrocarbons: 15 Listings)	RAHC
194-59-2	7H-Dibenzo[<i>c,g</i>]carbazole (<i>see</i> Polycyclic Aromatic Hydrocarbons: 15 Listings)	RAHC
205-82-3	Benzo[<i>j</i>]fluoranthene (<i>see</i> Polycyclic Aromatic Hydrocarbons: 15 Listings)	RAHC
205-99-2	Benzo[<i>b</i>]fluoranthene (<i>see</i> Polycyclic Aromatic Hydrocarbons: 15 Listings)	RAHC
207-08-9	Benzo[<i>k</i>]fluoranthene (<i>see</i> Polycyclic Aromatic Hydrocarbons: 15 Listings)	RAHC
224-42-0	Dibenz[<i>a,j</i>]acridine (<i>see</i> Polycyclic Aromatic Hydrocarbons: 15 Listings)	RAHC
226-36-8	Dibenz[<i>a,h</i>]acridine (<i>see</i> Polycyclic Aromatic Hydrocarbons: 15 Listings)	RAHC
298-81-7	Methoxsalen (<i>see</i> Methoxsalen with Ultraviolet A Therapy)	Known
302-01-2	Hydrazine (<i>see</i> Hydrazine and Hydrazine Sulfate)	RAHC

303-47-9	Ochratoxin A	RAHC
305-03-3	Chlorambucil	Known
320-67-2	Azacitidine	RAHC
366-70-1	Procarbazine Hydrochloride (<i>see</i> Procarbazine and Its Hydrochloride)	RAHC
434-07-1	Oxymetholone	RAHC
443-48-1	Metronidazole	RAHC
446-86-6	Azathioprine	Known
505-60-2	Mustard Gas	Known
509-14-8	Tetranitromethane	RAHC
513-37-1	Dimethylvinyl Chloride	RAHC
542-75-6	1,3-Dichloropropene (<i>see</i> 1,3-Dichloropropene [Technical Grade])	RAHC
542-88-1	Bis(chloromethyl) Ether (<i>see</i> Bis(chloromethyl) Ether and Technical-Grade Chloromethyl Methyl Ether)	Known
556-52-5	Glycidol	RAHC
563-47-3	3-Chloro-2-methylpropene	RAHC
569-61-9	Basic Red 9 Monohydrochloride	RAHC
584-84-9	2,4-Toluene Diisocyanate (<i>see</i> Toluene Diisocyanates)	RAHC
593-60-2	Vinyl Bromide (<i>see</i> Vinyl Halides [Selected])	RAHC
612-83-9	3,3'-Dichlorobenzidine Dihydrochloride (<i>see</i> 3,3'-Dichlorobenzidine and Its Dihydrochloride)	RAHC
621-64-7	<i>N</i> -Nitrosodi- <i>n</i> -propylamine (<i>see</i> <i>N</i> -Nitrosamines: 15 listings)	RAHC
630-93-3	Phenytoin Sodium (<i>see</i> Phenytoin and Phenytoin Sodium)	RAHC
671-16-9	Procarbazine (<i>see</i> Procarbazine and Its Hydrochloride)	RAHC
680-31-9	Hexamethylphosphoramide	RAHC
684-93-5	<i>N</i> -Nitroso- <i>N</i> -methylurea (<i>see</i> <i>N</i> -Nitrosamines: 15 listings)	RAHC
759-73-9	<i>N</i> -Nitroso- <i>N</i> -ethylurea (<i>see</i> <i>N</i> -Nitrosamines: 15 listings)	RAHC
924-16-3	<i>N</i> -Nitrosodi- <i>n</i> -butylamine (<i>see</i> <i>N</i> -Nitrosamines: 15 listings)	RAHC
930-55-2	<i>N</i> -Nitrosopyrrolidine (<i>see</i> <i>N</i> -Nitrosamines: 15 listings)	RAHC
1116-54-7	<i>N</i> -Nitrosodiethanolamine (<i>see</i> <i>N</i> -Nitrosamines: 15 listings)	RAHC
1120-71-4	1,3-Propane Sultone	RAHC
1314-20-1	Thorium Dioxide (<i>see</i> Ionizing Radiation)	Known
1332-21-4	Asbestos	Known
1336-36-3	Polychlorinated Biphenyls	RAHC
1402-68-2	Aflatoxins	Known
1464-53-5	Diepoxybutane	RAHC
1746-01-6	2,3,7,8-Tetrachlorodibenzo- <i>p</i> -dioxin	Known
1836-75-5	Nitrofen	RAHC
2385-85-5	Mirex	RAHC
2425-06-1	Captafol	RAHC
2475-45-8	Disperse Blue 1	RAHC
3165-93-3	<i>p</i> -Chloro- <i>o</i> -toluidine Hydrochloride (<i>see</i> <i>p</i> -Chloro- <i>o</i> -toluidine and Its Hydrochloride)	RAHC
3296-90-0	2,2-Bis-(bromomethyl)-1,3-propanediol (<i>see</i> 2,2-Bis-(bromomethyl)-1,3-propanediol [Technical Grade])	RAHC
3697-24-3	5-Methylchrysene (<i>see</i> Polycyclic Aromatic Hydrocarbons: 15 Listings)	RAHC

4342-03-4	Dacarbazine	RAHC
4549-40-0	<i>N</i> -Nitrosomethylvinylamine (<i>see N</i> -Nitrosamines: 15 listings)	RAHC
5522-43-0	1-Nitropyrene (<i>see Nitroarenes [Selected]</i>)	RAHC
7439-92-1	Lead (<i>see Lead and Lead Compounds</i>)	RAHC
7440-02-0	Metallic Nickel (<i>see Nickel Compounds and Metallic Nickel</i>)	RAHC
7440-38-2	Arsenic (<i>see Arsenic and Inorganic Arsenic Compounds</i>)	Known
7440-41-7	Beryllium (<i>see Beryllium and Beryllium Compounds</i>)	Known
7440-43-9	Cadmium (<i>see Cadmium and Cadmium Compounds</i>)	Known
7440-48-4	Cobalt (<i>see Cobalt-Related Exposures</i>)	RAHC
7446-34-6	Selenium Sulfide	RAHC
7496-02-8	6-Nitrochrysene (<i>see Nitroarenes [Selected]</i>)	RAHC
7664-93-9	Sulfuric Acid (<i>see Strong Inorganic Acid Mists Containing Sulfuric Acid</i>)	Known
8001-35-2	Toxaphene	RAHC
8007-45-2	Coal Tar (<i>see Coal Tars and Coal-Tar Pitches</i>)	Known
9004-66-4	Iron Dextran Complex	RAHC
10034-93-2	Hydrazine Sulfate (<i>see Hydrazine and Hydrazine Sulfate</i>)	RAHC
10043-92-2	Radon (<i>see Ionizing Radiation</i>)	Known
10540-29-1	Tamoxifen	Known
13010-47-4	1-(2-Chloroethyl)-3-cyclohexyl-1-nitrosourea (<i>see Nitrosourea Chemotherapeutic Agents</i>)	RAHC
13256-22-9	<i>N</i> -Nitrososarcosine (<i>see N</i> -Nitrosamines: 15 listings)	RAHC
13552-44-8	4,4'-Methylenedianiline Dihydrochloride (<i>see 4,4'</i> -Methylenedianiline and Its Dihydrochloride)	RAHC
13654-09-6	Decabromobiphenyl (<i>under Polybrominated Biphenyls</i>)	RAHC
13909-09-6	1-(2-Chloroethyl)-3-(4-methylcyclohexyl)-1-nitrosourea (<i>see Nitrosourea Chemotherapeutic Agents</i>)	Known
15663-27-1	Cisplatin	RAHC
16543-55-8	<i>N</i> -Nitrosornicotine (<i>see N</i> -Nitrosamines: 15 listings)	RAHC
18540-29-9	Chromium (VI) (<i>see Chromium Hexavalent Compounds</i>)	Known
18883-66-4	Streptozotocin (<i>see Nitrosourea Chemotherapeutic Agents</i>)	RAHC
23214-92-8	Adriamycin	RAHC
23246-96-0	Riddelliine	RAHC
25013-16-5	Butylated Hydroxyanisole	RAHC
25136-40-9	Doxorubicin Hydrochloride (<i>see Adriamycin</i>)	RAHC
26471-62-5	Toluene Diisocyanates	RAHC
36355-01-8	Hexabromobiphenyl (<i>under Polybrominated Biphenyls</i>)	RAHC
39156-41-7	2,4-Diaminoanisole Sulfate	RAHC
42397-64-8	1,6-Dinitropyrene (<i>see Nitroarenes [Selected]</i>)	RAHC
42397-65-9	1,8-Dinitropyrene (<i>see Nitroarenes [Selected]</i>)	RAHC
54749-90-5	Chlorozotocin (<i>see Nitrosourea Chemotherapeutic Agents</i>)	RAHC
57835-92-4	4-Nitropyrene (<i>see Nitroarenes [Selected]</i>)	RAHC
59865-13-3	Cyclosporin A	Known
61288-13-9	Octabromobiphenyl (<i>under Polybrominated Biphenyls</i>)	RAHC

64091-91-4	4-(<i>N</i> -Nitrosomethylamino)-1-(3-pyridyl)-1-butanone (<i>see N</i> -Nitrosamines: 15 listings)	<i>RAHC</i>
66733-21-9	Erionite	<i>Known</i>
76180-96-6	2-Amino-3-methylimidazo[4,5- <i>f</i>]quinoline (IQ) (<i>see Heterocyclic Amines [Selected]</i>)	<i>RAHC</i>
77094-11-2	2-Amino-3,4-Dimethylimidazo[4,5- <i>f</i>]quinoline (MeIQ) (<i>see Heterocyclic Amines [Selected]</i>)	<i>RAHC</i>
77500-04-0	2-Amino-3,8-Dimethylimidazo[4,5- <i>f</i>]quinoxaline (MeIQx) (<i>see Heterocyclic Amines [Selected]</i>)	<i>RAHC</i>
105650-23-5	2-Amino-1-methyl-6-phenylimidazo[4,5- <i>b</i>]pyridine (PhIP) (<i>see Heterocyclic Amines [Selected]</i>)	<i>RAHC</i>
108171-26-2	Chlorinated Paraffins (C ₁₂ , 60% Chlorine)	<i>RAHC</i>
NA	Alcoholic Beverage Consumption	<i>Known</i>
NA	Analgesic Mixtures Containing Phenacetin (<i>see Phenacetin and Analgesic Mixtures containing Phenacetin</i>)	<i>Known</i>
NA	Aristolochic Acids	<i>Known</i>
NA	Arsenic Compounds, Inorganic	<i>Known</i>
NA	Beryllium Compounds (<i>see Beryllium and Beryllium Compounds</i>)	<i>Known</i>
NA	Cadmium Compounds (<i>see Cadmium and Cadmium Compounds</i>)	<i>Known</i>
NA	Ceramic Fibers (Respirable Size)	<i>RAHC</i>
NA	Coal-Tar Pitches (<i>see Coal Tars and Coal-Tar Pitches</i>)	<i>Known</i>
NA	Cobalt-Tungsten Carbide: Powders and Hard Metals	<i>RAHC</i>
NA	Coke Oven Emissions	<i>Known</i>
NA	Diesel Exhaust Particulates	<i>RAHC</i>
NA	Dyes Metabolized to Benzidine (<i>see Benzidine and Dyes Metabolized to Benzidine</i>)	<i>Known</i>
NA	Dyes Metabolized to 3,3'-Dimethoxybenzidine (<i>see 3,3'</i> -Dimethoxybenzidine and Dyes Metabolized to 3,3'-Dimethoxybenzidine)	<i>RAHC</i>
NA	Dyes Metabolized to 3,3'-Dimethylbenzidine (<i>see 3,3'</i> -Dimethylbenzidine and Dyes Metabolized to 3,3'-Dimethylbenzidine)	<i>RAHC</i>
NA	Environmental Tobacco Smoke (<i>see Tobacco-Related Exposures</i>)	<i>Known</i>
NA	Epstein-Barr Virus	<i>Known</i>
NA	Estrogens, Steroidal	<i>Known</i>
NA	Certain Glass Wool Fibers (Inhalable)	<i>RAHC</i>
NA	Hepatitis B Virus	<i>Known</i>
NA	Hepatitis C Virus	<i>Known</i>
NA	Hexachlorocyclohexane (Technical Grade) (<i>see Lindane, Hexachlorocyclohexane [Technical Grade], and Other Hexachlorocyclohexane Isomers</i>)	<i>RAHC</i>
NA	Human Immunodeficiency Virus Type 1	<i>Known</i>
NA	Human Papillomaviruses: Some Genital Mucosal Type	<i>Known</i>
NA	Human T-Cell Lymphotropic Virus Type 1	<i>Known</i>
NA	Kaposi Sarcoma-Associated Herpesvirus	<i>Known</i>
NA	Lead Compounds (<i>see Lead and Lead Compounds</i>)	<i>RAHC</i>

NA	Merkel Cell Polyomavirus	<i>Known</i>
NA	Methoxsalen with Ultraviolet A Therapy	<i>Known</i>
NA	Mineral Oils: Untreated and Mildly Treated	<i>Known</i>
NA	Neutrons (<i>see</i> Ionizing Radiation)	<i>Known</i>
NA	Nickel Compounds (<i>see</i> Nickel Compounds and Metallic Nickel)	<i>Known</i>
NA	Polybrominated Biphenyls (PBBs)	<i>RAHC</i>
NA	Polycyclic Aromatic Hydrocarbons (PSTEM)	<i>RAHC</i>
NA	Silica, Crystalline (Respirable Size)	<i>Known</i>
NA	Smokeless Tobacco (<i>see</i> Tobacco-Related Exposures)	<i>Known</i>
NA	Solar Radiation (<i>see</i> Ultraviolet-Radiation-Related Exposures)	<i>Known</i>
NA	Soots	<i>Known</i>
NA	Strong Inorganic Acid Mists Containing Sulfuric Acid	<i>Known</i>
NA	Sunlamps and Sunbeds, Exposure to (<i>see</i> Ultraviolet-Radiation-Related Exposures)	<i>Known</i>
NA	Tobacco Smoking (<i>see</i> Tobacco-Related Exposures)	<i>Known</i>
NA	UV Radiation, Broad Spectrum (<i>see</i> Ultraviolet-Radiation-Related Exposures)	<i>Known</i>
NA	UV Radiation A (<i>see</i> Ultraviolet-Radiation-Related Exposures)	<i>RAHC</i>
NA	UV Radiation B (<i>see</i> Ultraviolet-Radiation-Related Exposures)	<i>RAHC</i>
NA	UV Radiation C (<i>see</i> Ultraviolet-Radiation-Related Exposures)	<i>RAHC</i>
NA	Wood Dust	<i>Known</i>
NA	X-Radiation and Gamma Radiation (<i>see</i> Ionizing Radiation)	<i>Known</i>

APPENDIX X: HAZARD RATING INFORMATION FOR NFPA FIRE DIAMONDS

This appendix provides hazard rating information for many common chemicals. You may wish to use labels that include the NFPA fire diamond. Use this reference to complete the health, fire, reactivity, and special notice areas in the diamond if part of the label. However, current regulations require only GHS labeling to be indicated. An explanation of the hazard rating system is given below.

Health (Blue Diamond)

0	No chemical is without some degree of toxicity.
1	Slightly toxic material. May cause irritation, but only minor residual injury even without treatment. Recognized innocuous materials when used with responsible care.
2	Moderately toxic material. Intense or continued exposure could cause temporary incapacitation or possible residual injury unless prompt medical treatment is given.
3	Seriously toxic material. Short term exposure could cause serious temporary or residual injury even though prompt medical treatment is given. Includes known or suspect small animal carcinogens, mutagens or teratogens.
4	Highly toxic material. Very limited exposure could cause death or major injury even though prompt medical treatment is given. Includes known or suspect human carcinogens, mutagens or teratogens.

Flammability (Red Diamond)

0	Materials which will not burn.
1	Slightly combustible. Materials that require considerable preheating before ignition can occur. This rating includes most ordinary combustible materials.
2	Combustible. Materials that must be moderately heated before ignition can occur. Including liquids having a flash point above 100 degrees F, and solids that readily give off flammable vapors.
3	Flammable. Liquids and solids that can be ignited under almost all ambient temperature conditions. Including liquids with a flash point below 73 degrees F and a boiling point above 100 degrees F, solid materials which form coarse dusts that burn rapidly without becoming explosive, materials which burn rapidly by reason of self-contained oxygen (i.e. organic peroxides), and materials which ignite spontaneously when exposed to air.
4	Extremely flammable. Materials which will rapidly vaporize at normal pressure and temperature and will burn readily. Including: gases, cryogenic materials, any liquid or gaseous material having a flash point below 73 degrees F and a boiling point below 100 degrees F, and materials which can form explosive mixtures with air.

Reactivity (Yellow Diamond)

0	Materials which are normally stable, even under fire conditions, and which are not reactive with water.
1	Materials which are normally stable, but which can become unstable at elevated temperatures and pressures, or which may react with water with some release of energy, but not violently.
2	Materials which in themselves are normally unstable and readily undergo violent chemical change, but do not detonate. It includes materials which may react violently with water or which may form potentially explosive mixtures with water.
3	Materials which in themselves are capable of detonation but which require a strong initiating source, or which must be heated first. This rating includes materials which are shock sensitive at elevated temperatures, and which react explosively with water without requiring heat.
4	Materials which in themselves are readily capable of detonation or explosive decomposition at normal temperatures and pressures. Includes materials which are shock sensitive at normal temperatures and pressures.

Special Notice (White Diamond)

OX	Denotes materials that are oxidizing agents. These compounds give up oxygen easily, remove hydrogen from other compounds or attract negative electrons.
W	Denotes materials that are water reactive. These compounds undergo rapid energy releases on contact with water.

Hazard Rating Information for NFPA Fire Diamonds

Compound	Health	Fire	Reactivity	S/N
Acetal	2	3	0	
Acetaldehyde	2	4	2	
Acetic Acid (glacial)	2	2	2	
Acetic Anhydride	3	2	2	W
Acetone	1	3	0	
Acetonitrile	2	3	0	
Acetophenone	1	2	0	
Acetyl Chloride	3	3	2	W
Acetylene	1	4	3	
Acetyl Peroxide	1	2	4	
Acrolein	3	3	2	
Acrolein Dimer	1	2	1	
Acrylic Acid (glacial)	3	2	2	
Acrylonitrile	4	3	2	
Adipic Acid	-	1	0	
Adiponitrile	4	2	0	
Aldol	3	2	1	
Allyl Acetate	1	3	0	
Allyl Alcohol	3	3	0	
Allyl Bromide	3	3	1	
Allyl Chloride	3	3	1	
Aluminum (dust or powder)	0	1	1	
3-Aminopropanol	3	2	0	
Ammonia, Anhydrous	3	1	0	
Ammonium Bromide	2	0	0	
Ammonium Chloride	2	0	0	
Ammonium Fluoride	3	0	0	
Ammonium Nitrate	2	0	3	OX
Ammonium Perchlorate	2	0	4	OX
Ammonium Permanganate	2	0	3	OX
Ammonium Sulfate	3	0	0	
Amyl Acetate	1	3	0	
Amyl Alcohol	1	3	0	
Amylamine	3	3	0	
Amylbenzene	1	2	0	
Amyl Chloride	1	3	0	
Amyl Ether	1	2	0	
Amyl Maleate	0	1	0	
Amyl Nitrate	2	2	0	OX
o-Amyl Phenol	2	1	0	
Amyl Propionate	0	2	0	

Amyl Stearate	0	1	0	
Amyl Toluene	2	2	0	
Aniline	3	2	0	
o-Anisidine	2	1	0	
Anisole	1	2	0	
Antimony Pentafluoride	3	0	1	
Antimony Pentasulfide	3	1	1	
Arsenic Chloride	3	0	0	
Arsenic Trisulfide	3	1	0	
Barium Chlorate	1	0	2	OX
Barium Nitrate	1	0	0	OX
Barium Peroxide	1	0	0	OX
Benzaldehyde	2	2	0	
Benzoic Acid	2	1	-	
Benzol (benzene)	2	3	0	
Benzotrifluoride	4	3	0	
Benzoyl Chloride	3	2	1	W
Benzyl Acetate	1	1	0	
Benzyl Alcohol	2	1	0	
Benzyl Cyanide	2	1	0	
Benzyl Salicylate	1	1	0	
Beryllium (dust or powder)	4	1	0	
Biphenyl	2	1	0	
Boron Trifluoride	3	0	1	
Bromine	4	0	0	OX
Bromine Trifluoride	4	0	3	OX, W
Bromobenzene	2	2	0	
o-Bromotoluene	2	2	0	
Butadiene Monoxide	2	3	2	
Butane	1	4	0	
1-Butene	1	4	0	
Butenediol	1	1	0	
Butyl Acetate	1	3	0	
Butyl Acetoacetate	1	2	0	
Butyl Acrylate	2	2	2	
Butyl Alcohol	1	3	0	
Butylamine	2	3	0	
Butylamine Oleate	3	2	0	
Butylbenzene	2	2	0	
Butyl Benzoate	1	1	0	
Butyl Bromide	2	3	0	
Butyl Chloride	2	3	0	
Butylcyclohexane	0	-	0	
Butyldecalin	1	1	0	

Butyl Formate	2	3	0	
N-Butyl Isocyanate	3	2	2	
Butyl Isovalerate	0	-	-	
Butyl Lactate	1	2	0	
Butyl Methacrylate	2	2	0	
Butyl Naphthalene	1	1	0	
Butyl Nitrate	1	3	3	
Butyl Oxalate	0	1	0	
Butyl Propionate	2	3	0	
Butyl Stearate	1	1	0	
Butyl Trichlorosilane	2	2	0	
Butyraldehyde	2	3	0	
Butyraldol	2	2	0	
Butyraldoxime	2	2	0	
Butyric Acid	2	2	0	
Calcium Carbide	1	4	2	W
Calcium Chlorate	2	0	2	OX
Calcium Cyanide	3	0	0	
Calcium Hypochlorite	2	0	2	OX
Calcium Oxide	1	0	1	
Camphor	0	2	0	
Caproic Acid	2	1	0	
Capryldehyde	2	2	0	
Caprylyl Chloride	3	2	1	
Carbon Disulfide	2	3	0	
Carbon Monoxide	2	4	0	
Carbon Tetrachloride	3	0	0	
Castor Oil	0	1	0	
Chlorine	3	0	0	OX
Chlorine Monoxide	3	4	3	
Chloroacetic Acid	3	1	0	
Chloroacetophenone	2	1	0	
Chlorobenzene	2	3	0	
Chloroform	2	0	0	
Chloropicrin	4	0	3	
Chlorotoluene	2	2	0	
Chromic Acid	3	0	1	OX
Citral	0	2	0	
Cobalt Naphtha	1	2	0	
Coconut Oil	0	1	0	
Cod Liver Oil	0	1	0	
Corn Oil	0	1	0	
Creosote Oil	2	2	0	
o-Cresol	3	2	0	

Crotonaldehyde	3	3	2	
Crotonic Acid	3	2	0	
Crotonitrile	-	1	0	
Cumene	2	3	0	
Cupric Nitrate	1	0	0	OX
Cyanogen	4	4	2	
Cyanogen Bromide	3	0	2	
Cyclobutane	1	4	0	
Cyclohexane	1	3	0	
Cyclohexanol	1	2	0	
Cyclohexanone	1	2	0	
Cyclohexene	1	3	0	
Cyclohexenone	1	3	0	
Cyclohexyl Chloride	2	3	0	
Cyclopentane	1	3	0	
Cyclopentene	1	3	1	
Cyclopentanone	2	3	0	
Cyclopropane	1	4	0	
Decaborane	3	2	1	
Decane	0	2	0	
Decanol	0	2	0	
1-Decene	0	2	0	
Decylamine	2	1	0	
Dehydroacetic Acid	1	1	0	
Denatured Alcohol	0	3	0	
Deuterium	0	4	0	
Diacetone Alcohol	1	2	0	
Diamyl Sulfide	2	2	0	
Dibenzoyl Peroxide	1	4	4	OX
Diborane	3	4	3	W
Dibutylamine	3	2	0	
Dibutyl Ether	2	3	0	
Dibutyl Oxalate	0	1	0	
Dibutyl Phosphite	3	2	0	
Dibutyl Phthalate	0	1	0	
o-Dichlorobenzene	2	2	0	
1,2-Dichlorobutane	2	2	0	
1,1-Dichloroethene	2	4	2	
1,2-Dichloroethylene	2	3	2	
Dichlorosilane	3	4	2	
Didecyl Ether	0	1	0	
Diesel Fuel Oil No. 1	0	2	0	
Diethylamine	2	3	0	
Diethylene Glycol Dimethyl Ether	1	2	1	

Diethylene Triamine	3	1	0	
Diethyl Fumarate	1	1	0	
Diethyl Ketone	1	3	0	
Diethyl Succinate	1	1	0	
Diethyl Sulfate	3	1	1	
Diethylzinc	0	3	3	W
Dihexylamine	2	1	0	
Diisobutylamine	3	3	0	
Diisobutyl Carbinol	1	2	0	
Diisobutyl Ketone	1	2	0	
Diisooctyl Phthalate	0	1	0	
Diisopropylamine	3	3	0	
Diisopropyl Benzene	0	2	0	
Diketene	2	2	2	
Dimethylamine	3	4	0	
N, N-Dimethylaniline	3	2	0	
2,2-Dimethylbutane	1	3	0	
Dimethyldioxane	2	3	0	
N, N-Dimethylformamide	1	2	0	
Dimethyl Maleate	1	1	0	
2,3-Dimethyloctane	0	2	0	
2,3-Dimethylpentane	0	3	0	
Dimethyl Phthalate	0	1	0	
Dimethyl Sulfate	4	2	0	
Dimethyl Sulfide	2	4	0	
Dimethyl Sulfoxide	1	1	0	
Dinitrobenzene (ortho)	3	1	4	
2,4-Dinitrotoluene	3	1	3	
Diocetyl Ether	0	1	0	
p-Dioxane	2	3	1	
Dioxolane	2	3	2	
Dipentene	0	2	0	
Diphenylamine	3	1	0	
Diphenyl Phthalate	0	1	0	
Dipropylamine	3	3	0	
Divinylbenzene	2	2	2	
Divinyl Ether	2	3	2	
Dodecane	0	2	0	
1-Dodecanethiol	2	1	0	
1-Dodecanol	0	1	0	
Endrin (dry)	2	0	0	
Epichlorohydrin	3	2	1	
Ethane	1	4	0	
Ethanolamine	2	2	0	

Ethoxybenzene	0	2	0	
3-Ethoxypropanal	2	2	0	
Ethyl Acetate	1	3	0	
Ethyl Acrylate	2	3	2	
Ethyl Alcohol	0	3	0	
Ethylamine	3	4	0	
Ethylbenzene	2	3	0	
Ethyl Benzoate	1	1	0	
Ethyl Borate	2	3	0	
Ethyl Bromide	2	1	0	
Ethylbutylamine	3	3	0	
Ethyl Butyl Carbonate	2	2	1	
Ethyl Butyl Ketone	1	2	0	
Ethyl Butyrate	0	3	0	
Ethyl Caprylate	2	2	0	
Ethyl Chloride	2	4	0	
Ethyl Crotonate	2	3	0	
Ethylcyclohexane	1	3	0	
Ethylene	1	4	2	
Ethylenediamine	3	2	0	
Ethylene Dichloride	2	3	0	
Ethylene Glycol	1	1	0	
Ethylene Glycol Dibutyl Ether	1	2	0	
Ethylene Glycol Ethylbutyl Ether	1	2	0	
Ethylene Glycol Monobutyl Ether Acetate	1	2	0	
Ethylene Oxide	2	4	3	
Ethyl Ether	2	4	1	
Ethyl Formate	2	3	0	
Ethyl Isobutyrate	0	3	0	
Ethyl Mercaptan	2	4	0	
4-Ethylmorpholine	2	3	0	
Ethyl Nitrate	2	3	4	
Ethyl Oxalate	0	2	0	
Ethyl Propionate	-	3	0	
Ethyl Silicate	2	2	0	
Fluorine	4	0	3	W, OX
Formaldehyde (water solution)	2	2	0	
Formamide	2	1	-	
Formic Acid	3	2	0	
Furan	1	4	1	
Furfuryl Alcohol	1	2	1	
Gas, Natural	1	4	0	
Gasoline 56-100 Octane	1	3	0	
Glycerin	1	1	0	

Glycidyl Acrylate	0	2	0	
Heptane	1	3	0	
2-Heptanol	0	2	0	
Heptylene	0	3	0	
Hexadecane	0	1	0	
Hexanal	2	3	1	
Hexane	1	3	0	
3-Hexanone	1	3	0	
1-Hexene	1	3	0	
Hexyl Alcohol	1	2	0	
Hexyl Methacrylate	0	2	0	
Hydrazine (Anhydrous)	3	3	2	
Hydrocyanic Acid-96%	4	4	2	
Hydrogen	0	4	0	
Hydrochloric Acid	3	0	0	
Hydrobromic Acid	3	0	0	
Hydrofluoric Acid	4	0	0	
Hydrogen Peroxide (35% to 52% by weight)	2	0	1	OX
Hydrogen Sulfide	3	4	0	
Hydroquinone	2	1	0	
Isoamyl Acetate	1	3	0	
Isoamyl Alcohol	1	2	0	
Isobutane	1	4	0	
Isobutyl Acetate	1	3	0	
Isobutyl Acrylate	1	3	1	
Isobutyl Alcohol	1	3	0	
Isobutylbenzene	2	2	0	
Isobutyl Chloride	2	3	0	
Isobutyl Methyl Ketone	2	3	0	
Isobutyraldehyde	2	3	1	
Isobutyric Acid	1	2	0	
Isobutyric Anhydride	1	2	1	W
Isodecaldehyde	0	2	0	
Isodecanoic Acid	0	1	0	
Isohexane	1	3	0	
Isooctane	0	3	0	
Isooctanoic Acid	0	1	0	
Isooctyl Alcohol	0	2	0	
Isopentane	1	4	0	
Isophorone	2	2	0	
Isoprene	2	4	2	
Isopropyl Acetate	1	3	0	
Isopropyl Alcohol	1	3	0	

Isopropyl Chloride	2	4	0	
Isopropyl Ether	2	3	1	
Jet Fuels (JP-4)	1	3	0	
Jet Fuels (JP-5)	0	2	0	
Lanolin	0	1	0	
Lead Arsenates	2	0	0	
Lead Nitrate	1	0	0	OX
Lead Thiocyanate	1	1	1	
Lithium	1	1	2	W
Lithium Hydride	3	4	2	W
Lubricating Oil, Mineral	0	1	0	
Magnesium (including all alloys)	0	1	2	W
Magnesium Nitrate	1	0	0	OX
Magnesium Perchlorate	1	0	0	OX
Maleic Anhydride	3	1	1	
Mercuric Cyanide	3	0	0	
Mesityl Oxide	3	3	0	
Methacrylic Acid	3	2	2	
Methane	1	4	0	
Methyl Acetate	1	3	0	
Methyl Acrylate	2	3	2	
Methylal	2	3	2	
Methyl Alcohol	1	3	0	
Methylamine	3	4	0	
Methyl Amyl Ketone	1	2	0	
Methyl Benzoate	0	2	0	
Methyl Borate	2	3	1	
Methyl Bromide	3	1	0	
Methyl Butyl Ketone	2	3	0	
Methyl Carbonate	2	3	1	
Methyl Cellosolve Acetate	0	2	0	
Methyl Chloride	2	4	0	
Methyl Chloroacetate	2	2	1	
Methylcyclohexane	2	3	0	
Methylcyclohexanone	-	2	0	
Methylcyclopentane	2	3	0	
Methylene Chloride	3	1	1	
Methylene Diisocyanate	1	2	1	W
Methyl Ether	2	4	1	
Methyl Ethyl Ether	2	4	1	
Methyl Ethyl Ketone	1	3	0	
Methyl Formate	2	4	0	
Methyl Glycol Acetate	1	2	0	
Methyl Hexyl Ketone	0	2	0	

Methylhydrazine	3	3	2	
Methyl Isoamyl Ketone	1	2	0	
Methyl Isobutyl Carbinol	2	2	0	
Methyl Isobutyl Ketone	2	3	0	
Methyl Isocyanate	2	3	3	W
Methyl Lactate	1	2	0	
Methyl Mercaptan	2	4	0	
Methyl Methacrylate	2	3	2	
Methyl Parathion (solid)	4	1	2	
2-Methyl-1-Pentene	1	3	0	
Methyl Phenylacetate	0	2	0	
1-Methyl Piperazine	2	2	0	
Methyl Propionate	1	3	0	
Methyl Propyl Ketone	2	3	0	
2-Methylpyrazine	2	2	0	
Methylpyrrole	2	3	1	
Methylpyrrolidine	2	3	1	
Methyl Salicylate	1	1	0	
Methyl Stearate	0	1	0	
Methyl Toluene Sulfonate	2	1	0	
Methyl Vinyl Ketone	3	3	2	
Mineral Oil	0	1	0	
Mineral Spirits	0	2	0	
Morpholine	2	3	0	
Mustard Oil	3	2	0	
Naptha	1	3	0	
Napthalene	2	2	0	
Nickel Carbonyl	4	3	3	
Nicotine	4	1	0	
Nitric Acid	3	0	0	OX
p-Nitroaniline	3	1	3	
Nitrobenzene	3	2	0	
Nitrobiphenyl	2	1	0	
Nitrochlorobenzene	3	1	1	
Nitroethane	1	3	3	
Nitrogen (liquified)	3	0	0	
Nitrogen Peroxide	3	0	0	OX
Nitrogen Trioxide	3	0	0	OX
Nitroglycerine	2	2	4	
Nitromethane	1	3	3	
1-Nitropropane	1	3	1	
o-Nitrotoluene	2	1	4	
Nonadecane	0	1	0	
Nonane	0	3	0	

Nonene	0	3	0	
Nonylbenzene	0	1	0	
Octadecane	0	1	0	
Octane	0	3	0	
2-Octanol	1	2	0	
1-Octene	1	3	0	
Oleic Acid	0	1	0	
Olive Oil	0	1	0	
Oxalic Acid	2	1	0	
Oxygen (liquid)	3	0	0	OX
Paraffin Oil	0	1	0	
Paraformaldehyde	2	1	0	
Paraldehyde	2	3	1	
Parathion	4	1	2	
Pentaborane	3	3	2	
Pentachlorophenol (dry)	3	0	0	
Pentane	1	4	0	
Pentanoic acid	2	1	0	
Pentaphen	2	1	0	
1-Pentene	1	4	0	
Perchloric Acid	3	0	3	OX
Perchloroethylene	2	0	0	
Petroleum, Crude	1	3	0	
Petroleum Ether	1	4	0	
Phenol	3	2	0	
Phenylacetaldehyde	1	2	0	
Phenyl Acetate	1	2	0	
Phenylacetic Acid	1	1	0	
o-Phenylenediamine	-	1	0	
Phenyldiazine	3	2	0	
Phenylpropyl Alcohol	0	1	0	
Phosgene	4	0	0	
Phosphine	3	4	1	
Phosphoric Acid	2	0	0	
Phosphorus Pentasulfide	3	1	2	W
Phosphorus, Red	0	1	1	
Phosphorus Trichloride	3	0	2	W
Phosphorus, White or Yellow	3	3	1	
Phosphoryl Chloride	3	0	2	W
Phthalic Acid	0	1	1	
Phthalic Anhydride	2	1	0	
Picric Acid	2	4	4	
Pine Oil	0	2	0	
Pine Tar	0	2	0	

Piperazine	2	2	0	
Piperidine	2	3	3	
Potassium	3	1	2	W
Potassium Bromate	1	0	0	OX
Potassium Chlorate	2	0	0	OX
Potassium Cyanide	3	0	0	
Potassium Hydroxide (lye)	3	0	1	
Potassium Nitrate	1	0	0	OX
Potassium Permanganate	1	0	0	OX
Potassium Peroxide	3	0	2	W, OX
Potassium Persulfate	1	0	0	OX
Potassium Sulfide	2	1	0	
Propane	1	4	0	
Propionic Acid	2	2	0	
Propionyl Chloride	3	3	1	
Propyl Acetate	1	3	0	
Propyl Alcohol	1	3	0	
Propylamine	3	3	0	
Propyl Chloride	2	3	0	
Propylene	1	4	1	
Propylene Dichloride	2	3	0	
Propylene glycol	0	1	0	
Propylene Oxide	2	4	2	
n-Propyl Ether	-	3	0	
Propyl Nitrate	2	4	3	OX
Pyridine	2	3	0	
Pyrrole	2	2	0	
Pyrrolidine	2	3	1	
Quinoline	2	1	0	
Resorcinol	-	1	0	
Rhodinol	0	1	0	
Salicylic Acid	0	1	0	
Silane	1	4	2	
Silver Nitrate	1	0	0	OX
Sodium	3	1	2	W
Sodium Chlorate	1	0	2	OX
Sodium Chlorite	1	1	2	OX
Sodium Cyanide	3	0	0	
Sodium Fluoride	2	0	0	
Sodium Hydride	3	3	2	W
Sodium Hydroxide (lye)	3	0	1	
Sodium Nitrate	1	0	0	OX
Sodium Perchlorate	2	0	2	OX
Sodium Peroxide	3	0	2	OX, W

Sodium-Potassium Alloys	3	3	2	W
Sodium Sulfide	2	1	0	
Stannic Chloride	3	0	1	
Stearic Acid	1	1	0	
Stearyl Alcohol	0	-	0	
Stoddard Solvent	0	2	0	
Styrene	2	3	2	
Sulfur	2	1	0	
Sulfur Chloride	2	1	2	W
Sulfur Dioxide	2	0	0	
Sulfuric Acid	3	0	2	W
Tannic Acid	0	1	0	
Terephthaloyl Chloride	3	1	0	
Tetrachlorobenzene	0	10	0	
Tetrachloroethylene	2	0	0	
Tetradecanol	0	1	0	
Tetraethylene Glycol	1	1	0	
Tetraethyl Lead, Compounds	3	2	3	
Tetrafluoroethylene	3	4	3	
Tetrahydrofuran	2	3	1	
Tetramethyl Lead, Compounds	3	3	3	
Thionyl Chloride	3	0	2	W
Thiophene	2	3	0	
Titanium Tetrachloride	3	0	1	
Toluene	2	3	0	
Toluene-2,4-Diisocyanate	3	1	1	
o-Toluidine	3	2	0	
Triamylamine	2	1	0	
Triamylbenzene	0	1	0	
Tributylamine	2	2	0	
Tributyl Phosphate	2	1	0	
Tributylphosphine	0	1	0	
Tributyl Phosphite	2	1	1	
1,1,1-Trichloroethane	2	1	0	
Trichloroethylene	2	1	0	
Trichloroethylsilane	3	3	0	
Trichlorosilane	3	4	2	W
Triethanolamine	2	1	1	
Triethylamine	2	3	0	
Triethyl Phosphate	0	1	1	
Triisobutyl Borate	3	2	1	
Trimethylamine	2	4	0	
Trimethylchlorosilane	3	3	2	W
Trinitrobenzene	2	4	4	

Trinitrotoluene (tnt)	2	4	4	
Trioxane	2	2	0	
Triphenylmethane	0	1	0	
Tripropylene	0	3	0	
Tripropylene Glycol	0	1	0	
Turpentine	1	3	0	
2-Undecanol	1	1	0	
Valeraldehyde	1	3	0	
Vanadium Tetrachloride	3	0	2	W
Vinyl Acetate	2	3	2	
Vinyl Bromide	2	0	1	
Vinyl Butyl Ether	2	3	2	
Vinyl Chloride	2	4	1	
Vinyl Crotonate	2	3	2	
Vinyl Ethyl Alcohol	0	2	0	
Vinyl Ethyl Ether	2	4	2	
Vinyl Fluoride	1	4	2	
Vinylidene Chloride	2	4	2	
Vinylidene fluoride	1	4	2	
Vinyl Methyl Ether	2	4	2	
Vinyl Propionate	2	3	2	
Vinyl Toluene	2	2	1	
o-Xylene	2	3	0	
o-Xylidine	3	1	0	
Zinc (powder or dust)	0	1	1	
Zinc Chlorate	2	0	2	OX
Zirconium Tetrachloride	3	0	1	

APPENDIX XI: Laboratory Specific Standard Operating Procedures

Northampton Community College

Please fill out and place in Ch. 3 of the Laboratory Safety Manual

Building: _____
Department: _____

Room: _____
PI/Supervisor: _____

Section 1: (check one)


- Process Hazardous Chemical Hazard Class

Section 2: Describe process, chemical hazard, or hazard class


Section 3: Potential Hazards

Section 4: Personal Protective Equipment

Section 5: Engineering Controls




Section 6: Special Handling and Storage Procedures




Section 7: Spill and Accident Procedures




Section 8: Decontamination Procedures




Section 9: Waste Disposal Procedures



Section 10: SDS Location



Section 11: Protocol



Borrowed from Michigan State University

Laboratory Specific Standard Operating Procedures

Guidelines for Preparing SOPs

- **Section 1** Check the appropriate box indicating process, chemical hazard, or hazard Class
- **Section 2** Describe process, hazardous chemical, or hazard class
Process- Describe the process and list all chemicals involved
Hazardous Chemical- List the chemical name, common name and any other abbreviations
Hazard class- Describe the hazards associated with a particular group of similar chemicals, list the ones used in the lab
- **Section 3** Potential Hazards
Describe both physical and health hazards associated with process, hazard, or class
- **Section 4** PPE
Indicate the level of PPE needed including (but not limited to) gloves, goggles, face shields, aprons, and lab coats
- **Section 5** Engineering Controls
List the engineering controls used to prevent and reduce exposure
Example Fume hoods
- **Section 6** Special Handling and Storage Procedures
Indicate specific areas used for storage, including storage compatibility. List policies regarding access and dating procedures, such as dating peroxide formers
- **Section 7** Spill and Accident Procedures
List who and how spills will be handled. Indicate where emergency equipment is located and the location of emergency numbers
- **Section 8** Decontamination Procedures
List procedures including cleaning solutions and solvents that may be used
- **Section 9** Waste Disposal
Indicate which substances are required to be picked up by hazardous waste. ensure all hazardous waste is appropriately labeled "Hazardous Waste" and has a ticket on it.
- **Section 10** SDS Location
Indicate the location of all SDS and any other chemical or safety manuals in the lab
- **Section 11** Protocol
List specific procedures for working with this particular process, chemical hazard, or hazard class

APPENDIX XII: EXPERIMENT SPECIFIC HAZARD ASESMENT FORM

	Experimental Steps & Actions	Hazards Associated with Steps & Actions	Recommended Controls
1			
2			
3			
4			
5			
6			
7			
8			
9			
10			

Experimental Hazards?		
Yes	or	No
Public/Environmental Exposures		
Yes	or	No
Fire/High Heat Hazard		
Yes	or	No
Toxic/Health Hazard (Irritant/Inhalation/etc.)		
Yes	or	No
Pressure Hazard		
Yes	or	No
Static Electricity Hazard		

Needed?	Controls
Yes or No	SDS
Yes or No	Fume Hood
Yes or No	Gloves
Yes or No	Goggles/Safety Glasses
Yes or No	Lab Coat/Apron
Yes or No	Heat Protection
Yes or No	Cold Protection
Yes or No	Electrical Hazard
Yes or No	Fire Hazard Suppression
Yes or No	Radiation
Yes or No	Spill Containment

Emergency Numbers:	Monroe Campus	Bethlehem
Campus Police/EMS Emergency	Ext. 1911 or 570-369-1911	610-861-5588
Campus Police Non-Emergent	570-369-1800	610-861-5588
Outside Line Emergency	911	911

Prepared _____

Date: _____

Chemical	Volume or Mass

Actions Based on Scoring	
Low (<15)	Experiment can be performed with routine precautions and independence.
Moderate (15 - 25)	Experiment can be performed with attention given to specific hazards. Supervision is recommended.
High (26-30)	Experiment can be performed if necessary. High level of attention must be given to all hazards. High level, continuous Supervision is Required.
EXTREME (>30)	Experiment CANNOT be performed. Procedures MUST be REVISED!

Hazard Assessment		Scoring
Total Chemical Volume(s) & Mass(es)	< 0.25 L = 1 0.25 - 1.0 L = 2 3 4 >1.0 L = 5	
Highest Hazard Score(s) for Chemicals	None = 0 Routine = 1 2 3 Extreme = 4 5	
Process Conditions (Temp. & Pressure)	Low Temp (<10 C) = 0 Room T. (10-40 C) = 1 2 Extreme = 3 4 5	
Explosion Hazard Level	None = 0 Yes = 5	
Ventilation Needed (Hood?)	No = 0 Yes = 5	
Radiation Hazard	No = 0 Yes = 5	
Other Hazards (Specify & Score)		
Special Hazards (Inhalation/Reactivity)	None = 0 Routine = 1 2 3 Extreme = 4 5	
Preparedness & Training	Previously Done = 1 Never Done = 5	
Equipment Conditions (Excellent to Poor)	New = 0 Some Wear = 1 2 3 Poor = 4 5	
PPE Required	None = 0 Gloves &/or Apron = 1 2 3 Gloves, Coat, Goggles &/or Heat = 4 5	
Total Score:		

*Attach SDS and Written Experimental Procedures.

This Document must be filed with the Laboratory Technician(s).

APPENDIX XIII: USE OF CONTACT LENSES IN CHEMISTRY LABORATORY

SAFETY GOGGLES WITHOUT VENTS ONLY MUST BE WORN AT ALL TIMES IN CHEMISTRY LABORATORIES WHEN WEARING CONTACT LENSES. Such safety goggles prevent liquids or solid particles from being splashed or sprayed into the eyes and they reduce contact with laboratory vapors. Gases and vapors can concentrate under the contact lenses and cause permanent eye damage. It has been shown that soft contact lenses can pose an even greater risk of vapor absorption and possible eye damage than hard contact lenses. In addition to the possible vapor and gas hazards, contact lenses may trap foreign matter in the eye and produce abrasion of the cornea. Contact lens wearers are advised to remove their contact lenses and replace them with conventional eyeglasses before coming to the Chemistry laboratory when possible to avoid the possibility of the aforementioned hazards as well as any unforeseen problems which might occur as a result of wearing contact lenses. The exceptions to this general rule include persons who cannot wear corrective glasses for medical reasons or persons for whom contact lenses are medically required for therapeutic reasons.

RELEASE IN FULL OF ALL CLAIMS

I have read and understand the information set out above pertaining to the potential risks of wearing contact lenses in the Chemistry laboratory.

In consideration of being permitted to participate in the laboratory course, I agree to wear safety goggles at **ALL** times in the laboratory and to notify my Teaching assistant that I am wearing contact lenses each time I enter the laboratory wearing such lenses.

I fully understand that I assume **FULL RESPONSIBILITY** for any injury which might occur as a result of or connected in any way to the fact that I wear contact lenses in the Chemistry Laboratory.

PRINTED NAME: _____

CHEMISTRY COURSE: _____ SECTION NO: _____

ROOM NUMBER: _____ DESK NO: _____

STUDENT SIGNATURE: _____ DATE: _____

WITNESS SIGNATURE: _____ DATE: _____

INSTRUCTIONS

All chemical wastes must be properly packaged and labeled with the following information: a) Investigator's name, b) date waste is packaged, c) chemical identities, and d) approximate amounts.

Complete items 1 through 10 of the Surplus Chemical and Chemical Waste Pick-up form using a separate column for each different type of waste. Specific item instructions are given below.

Use additional forms if more than two waste types are included in this pick-up request. Staple forms together and number each form at the top of the page. **If there is an extraordinary number of waste types (e.g. laboratory clean-out material), fill out one copy of this form completely and attach it to an inventory list of the chemicals for pick-up. The inventory list should include the name of each chemical, the number and size of each container, and the amount of chemical in each container. Number the containers with the corresponding number from the inventory list.**

Information must be typed or legibly printed using black or blue ink (do not use pencil or erasable ink).

A Principal User must sign the waste certification.

Completed forms are filed with the Safety & Security Office when waste disposal is executed bi-annually. Questions concerning pick-up request or waste management procedures should be directed to the Safety & Security Office (ext. 8911).

Specific Items

1. Principal User/Contact -- A responsible investigator or user who is knowledgeable of the chemical waste constituents must be listed. Stay-in School personnel, Summer interns, and Graduate Students are not authorized to serve as Principal Users or sign chemical waste pick-up requests. A contact person may also be listed in addition to the principal user.
2. Lab / Dept. -- the principal user's Lab and Department.
3. Building/Room No./Extension -- Enter building and room number where waste is located. Also, list a telephone extension where the principal user and/or contact can be reached.
4. Date -- Enter date form is completed.
5. Waste Location in Room -- Enter the physical location within the room where the waste is located.
6. Chemical Identity -- Enter full chemical name and its estimated amount. Estimated amounts must be in liters for liquids and gases, or milligrams for solids. For unknown trace contamination (e.g., potentially contaminated bench paper or glassware) the amount should be listed as trace.

Item No. -- If material is also radioactive, indicate corresponding item number provided on the Surplus Radioactive Material and Radioactive Waste Pick-up form.
7. Total Amount: No. of Containers -- Enter the number and type of containers to be picked up (e.g. 1 box, 2 bags, 3 jugs).

Volume of Liquid -- If applicable, enter the combined total volume, in Liters, of all liquid waste present in the above stated containers.
8. Form -- Place an "X" in the box indicating applicable form of waste (liquid, solid, or compressed gas).
9. Source -- Place an "X" in the box indicating the applicable waste source, or list waste source in the space provided.
10. Special Hazards -- List any special hazardous properties of the waste (e.g. water reactive, shock sensitive, corrosive).

Certification

Northampton community College must comply with all Federal and State regulations on handling and disposal of Hazardous wastes. An essential part of the Institute's waste management program is proper identification, classification, labeling, and packaging of waste. There are significant penalties for improper waste disposal and Northampton Community College is relying on your representation of your waste to determine appropriate treatment and disposal methods under current Federal and State regulations. The certification is essential for compliance with these regulations.

NORTHAMPTON COMMUNITY COLLEGE - OFFICE OF SECURITY AND SAFETY
EMERGENCIES – BETHLEHEM: 610-861-5588 & MONROE: 570-369-1911

MEDICAL AND HAZARDOUS WASTE DISPOSAL INFO & PROCEDURES

FOR HEALTH AND SAFETY REASONS, ALL MEDICAL, CHEMICAL, AND BIOLOGICAL WASTE MATERIAL GENERATED ON CAMPUS WILL BE DISPOSED OF BY THE INDIVIDUAL DEPARTMENT AS FOLLOWS:

1. Chemical, medical, and biological waste must be placed inside an appropriate Hazardous Waste container **or** in a sealed, red bio-hazard plastic bag packed inside a sealed cardboard box marked "Biohazard".
 - a. Chemical Waste – appropriate containment will be used as specified in the Plan.
 - b. Medical and biological waste - goes in appropriately marked containment, autoclaved as necessary, and then sealed inside a cardboard box labeled "BIOHAZARD".
2. Free liquids must be in sturdy, highly corrosive resistant containers. The containers must be tightly sealed and resist breakage.
3. Sharps (syringes, needles, scalpels, and glass products) must be in rigid and highly puncture resistant containers. Do not place objects into a package or bag that will tear or puncture. Use of a sturdy primary container that is placed into a sturdy secondary containment for disposal is required.
4. **SEPARATE ALL MERCURY-ADDED PRODUCTS.** (This includes broken or unbroken thermometers, mercury amalgam, batteries containing mercury, light bulbs containing mercury, breakers, relays, switches, thermostats, and any cleanup materials containing mercury.) Although mercury containing materials are rarely used, such waste must be segregated from other waste.
5. The following materials will not be accepted: Radioactive Material, Reactive or Toxic Wastes as defined in applicable Federal, State, County or Municipality Hazardous Waste Laws, Regulations or Guidelines.
6. After all material is properly packaged and labeled, it may be placed in a designated location for semi-annual waste hauler pick-up. If you have a significant amount of waste items a direct pick up from your area by the waste hauler must be scheduled (i.e. a laboratory clean-out)

GENERAL INFORMATION & INSTRUCTIONS

- NCC has chemical and hazardous waste picked up semi-annually.
- Biological and medical waste is picked up quarterly or on an as-needed basis if there is minimal biological and medical waste generated.
- A supply of buckets, lids, and boxes will be provided by the Waste Hauler for biological and medical waste. Lab Technicians will have these supplies stocked.
- It is the responsibility of each department to dispose of, package, and label their own material.
- The PA Dept. of Environmental Protection requires that labels include the facility name, department name, telephone number, list of contents, and the date the waste was generated.
- Please make certain each container is tightly sealed and all cardboard boxes are properly packaged and sealed.
- Each box or container must not exceed 45 pounds.
- **Containers that are not properly packaged and labeled will not be picked up by the waste hauler. If you have questions or need assistance packaging your waste, please advise the Waste Hauler to receive assistance on the day of the pickup.**

INSTRUCTIONS FOR PACKAGING REGULATED WASTE MATERIAL IN CARDBOARD BOXES

1. *Tape bottom of box on all seams with a minimum of 2-inch wide, moisture resistant tape.*
2. *Turn box up and insert red bag, pull the bag gently over the sides of the box.*
3. *After the bag is full, twist the top of the bag.*
4. *Double over the top of bag and cinch or wrap tightly with tape, securing opening. Do not push bag into box with hands.*
5. *Cut flaps on side of box and carefully close flaps. Flaps will push down waste.*
6. *Tape and securely seal the top of the box with at least 3 strips of 2-inch wide moisture resistant tape.*

If you have other items of a special nature for disposal or you are not sure what to do, call the Office of Security and Safety at 610-861-5588 in Bethlehem or 570-369-1848 at Monroe for proper procedures.

APPENDIX XV: Spill Report

Northampton Community College

SPILL INCIDENT REPORT	
Date Reported:	Date of Incident:
Time of Incident:	All Affected Employees Notified?
Employee's Name:	Date of Birth:
SS#:	Job Title:
Telephone (Business):	(Home):
Describe spilled substance and methods of decontamination used:	
Describe the job duties you were performing when the incident occurred:	
Describe the circumstances under which the incident occurred:	
ACKNOWLEDGMENT	
I certify that the information contained in this report is accurate and that I will adhere to all corrective actions implemented as a result of this incident.	
Employee Name:	Employee Signature:
Title:	Date: Time:
I certify that I have reviewed the information contained in this report and will take the necessary steps to ensure correction of procedural deficiencies.	
SO Name:	SO Signature: Date: Time:
REPORT FORM RETENTION INFORMATION	
Permanent Retention File:	Location:
Date Filed:	Filed by:
Attachments?	

APPENDIX XVI: EXPOSURE INCIDENT REPORT

Northampton Community College

EXPOSURE INCIDENT REPORT (Routes and Circumstances of Exposure to hazardous chemicals)	
Employee's Name:	Time of Incident:
Date of Incident:	All Affected Employees Notified?
Date Reported:	Employee's DOB?
Employee's SS#:	Employee's Job Title:
Employee's Business Phone	Employee's Home Phone:
What chemical(s) were you exposed to?	
Part of Body to which exposure occurred (describe fully):	
Describe the route of exposure:	
Describe methods of first aid used:	
Describe the job duties you were performing when the exposure incident occurred:	

Describe the circumstances under which the exposure incident occurred:		
Describe any PPE in use at the time of exposure incident:		
Did PPE fail?	If yes, describe how:	
ACKNOWLEDGMENT		
I certify that the information contained in this incident report is accurate and that I will adhere to all corrective actions implemented as a result of this incident.		
Employee Name:	Employee Signature:	Date:
I certify that I have reviewed the information contained in this incident report and will take the necessary steps to ensure correction of PPE or procedural deficiencies.		
CHO Name:	CHO Signature:	Date:
REPORT FORM RETENTION INFORMATION		
Permanent Retention File:	Location:	
Date Filed:	Filed by:	
Attachments		

Appendix XVII: ACCIDENT REPORT

In case of ANY chemical contact with the skin or eyes, or chemical ingestion or inhalation we STRONGLY recommend that you seek medical attention. It is also STRONGLY recommended medical attention be sought in the event of ALL cuts, scrapes, bruises and other accidents.

If you are a minor we insist you contact your parent or guardian immediately and notify them of our recommendations and/or seek medical attention immediately.

IMPORTANT NOTICE

LIABILITY POLICY:

Northampton Community College, as a state agency, cannot assume responsibility for loss of or damage to the personal property of students. Furthermore, the College cannot assume responsibility for personal injury of students.

STUDENT HEALTH:

STUDENTS SEEKING AFTER HOURS MEDICAL CARE WILL BE FINANCIALLY RESPONSIBLE FOR THE COST.

Northampton Community College recommends that all students carry medical insurance.

Time of Incident: _____

Date of Incident: _____

Faculty Member in Charge: _____

Witnesses: _____

PPE Used: _____

Chemicals/Reagents Involved:

Description of Incident:

OVER

Action(s) Taken:

Who Performed Action(s): _____

Name: _____

ID Number _____ Signature of Student: _____

Prepared By _____

Signature of Preparer _____

**RELEASE FROM RESPONSIBILITY WHEN REFUSING
RECOMMENDED TREATMENT**

This is to certify that I, _____ am refusing the recommendation to seek medical attention. I acknowledge that I have been informed of the risk involved and hereby release Northampton Community College from all responsibility for any ill effects which may result from this action.

Signed _____ Witness _____

Appendix XVIII: STUDENT LABORATORY SAFETY CONTRACT

Laboratory 01: Introduction to Laboratory & Chemical Safety at Northampton Community College

Post Lab: SAFETY RULES FOR THE CHEMISTRY LABORATORY

1. Report any accident, incident, injury, or unsafe situation to the instructor immediately.
2. Do not engage in horseplay or practical jokes in the lab.
3. Students will not perform any experiment without the permission of the instructor.
4. Students may not work alone in the laboratory. Qualified personnel must be present at all times. Persons not enrolled in the course are not allowed in the laboratory.
5. Students and all laboratory personnel must wear approved eye protection at all times.
6. Students and all laboratory personnel must wear clothing in the lab that will protect from spills. This includes long pants that go to your ankles (no overly tight-fitting leggings) and shirts that cover shoulders. Avoid loose sleeves, long scarves, and clothing that might fall into chemicals, flames, or become entangled in machinery. Also, tie back or pin up long hair.
7. Students and all laboratory personnel must wear proper shoes: sandals, canvas or open toe shoes are not permitted in the laboratory.
8. Students and all laboratory personnel must know where to find and how to use the safety equipment in the lab: the exits, fire extinguishers, fire blankets, safety showers, eye wash, fume hoods, and protective equipment such as gloves.
9. Eating or drinking in the laboratory is prohibited. Food or beverages of any kind (including bottled water) may not be kept at the lab bench.
10. Do not taste or smell chemicals directly.
11. Read the labels on chemical containers carefully and make sure that you are working with the right chemical. When in doubt about the stability of a chemical or chemicals, contact your instructor prior to handling or mixing.
12. If a chemical is spilled on the skin or clothing or splashed in the eyes wash immediately with a large amount of water, and report to the instructor right away.
13. Keep the bench top, balances and equipment clean, and clean up all minor spills, drips, and broken glassware immediately.
14. Place broken glass and chemical wastes in the appropriate designated containers.
15. Do not return any chemicals to their original containers. Label containers before putting chemicals into them. When in doubt about a chemical's handling or disposal please ask your instructor!
16. Follow the written and oral instructions from the instructor and consult with the instructor when in doubt about anything affecting your safety and the safety of others.
17. Before leaving the laboratory make sure that all chemicals are returned to the designated cart, all glassware, equipment, and bench tops are clean and in good order, and wash your hands.
18. Students with special medical conditions (pregnancy, allergies, etc.) must obtain a doctor's note with permission to attend and perform the laboratory experiments.

I have read, and I understand the safety regulations for the Chemistry area and agree to abide by them.

Student's Signature _____ Date _____

Student's Name (Print) _____ Course Number & Section _____

Lab Instructor's Signature _____ Date _____